

Next-generation biological control: the need for integrating genetics and genomics

Kelley Leung^{1*}, Erica Ras², Kim B. Ferguson³, Simone Ariëns⁴, Dirk Babendreier⁵, Piter Bijma⁶, Kostas Bourtzis², Jacques Brodeur⁷, Margreet A. Bruins³, Alejandra Centurión⁴, Sophie R. Chattington⁴, Milena Chinchilla-Ramírez⁸, Marcel Dicke⁹, Nina E. Fatouros¹⁰, Joel González-Cabrera¹¹, Thomas V. M. Groot¹², Tim Haye⁵, Markus Knapp¹², Panagiota Koskinioti^{2,13}, Sophie Le Hesran^{9,12}, Manolis Lyrakis^{14,15}, Angeliki Paspatis⁸, Meritxell Pérez-Hedo⁸, Wouter N. Plouvier¹⁶, Christian Schlötterer¹⁴, Judith M. Stahl^{5,17}, Andra Thiel⁴, Alberto Urbaneja⁸, Louis van de Zande¹, Eveline C. Verhulst⁹, Louise E. M. Vet^{9,18}, Sander Visser^{19,20}, John H. Werren²¹, Shuwen Xia⁶, Bas J. Zwaan³, Sara Magalhães²², Leo W. Beukeboom¹ and Bart A. Pannebakker³

¹Groningen Institute for Evolutionary Life Sciences, University of Groningen, PO Box 11103, 9700 CC, Groningen, The Netherlands

²Insect Pest Control Laboratory, Joint FAO/IAEA Division of Nuclear Techniques in Food and Agriculture, Vienna International Centre, P.O. Box 100, 1400, Vienna, Austria

³Laboratory of Genetics, Wageningen University & Research, Droevendaalsesteeg 1, 6708 PB, Wageningen, The Netherlands

⁴Group for Population and Evolutionary Ecology, FB 02, Institute of Ecology, University of Bremen, Leobener Str. 5, 28359, Bremen, Germany

⁵CABI, Rue des Grillons 1, 2800, Delémont, Switzerland

⁶Animal Breeding and Genomics, Wageningen University & Research, PO Box 338, 6700 AH, Wageningen, The Netherlands

⁷Institut de Recherche en Biologie Végétale, Université de Montréal, 4101 Sherbrooke Est, Montréal, Québec, Canada, H1X 2B2

⁸Instituto Valenciano de Investigaciones Agrarias (IVIA), Centro de Protección Vegetal y Biotecnología, Unidad Mixta Gestión Biotecnológica de Plagas UV-IVIA, Carretera CV-315, Km 10'7, 46113, Moncada, Valencia, Spain

⁹Laboratory of Entomology, Wageningen University & Research, Droevendaalsesteeg 1, 6708 PB, Wageningen, The Netherlands

¹⁰Biosystematics Group, Wageningen University & Research, Droevendaalsesteeg 1, 6708 PB, Wageningen, The Netherlands

¹¹Department of Genetics, Estructura de Recerca Interdisciplinaria en Biotecnología i Biomedicina (ERI-BIOTECMED), Unidad Mixta Gestión Biotecnológica de Plagas UV-IVIA, Universitat de València, Dr Moliner 50, 46100, Burjassot, Valencia, Spain

¹²Koppert Biological Systems, Veilingweg 14, 2651 BE, Berkel en Rodenrijs, The Netherlands

¹³Department of Biochemistry and Biotechnology, University of Thessaly, Biopolis, 41500, Larissa, Greece

¹⁴Institut für Populationsgenetik, Vetmeduni Vienna, Veterinärplatz 1, 1210, Vienna, Austria

¹⁵Vienna Graduate School of Population Genetics, Vetmeduni Vienna, Veterinärplatz 1, 1210, Vienna, Austria

¹⁶INRA, CNRS, UMR 1355-7254, 400 Route des Chappes, BP 167 06903, Sophia Antipolis Cedex, France

¹⁷Kearney Agricultural Research and Extension Center, University of California Berkeley, 9240 South Riverbend Avenue, Parlier, CA, 93648, USA

¹⁸Netherlands Institute of Ecology (NIOO-KNAW), Droevendaalsesteeg 10, 6708 PB, Wageningen, The Netherlands

¹⁹Institute of Entomology, Biology Centre CAS, Branišovská 31, 370 05, Žeské Budějovice, Czech Republic

²⁰Faculty of Science, University of South Bohemia, Branišovská 1760, 370 05, Žeské Budějovice, Czech Republic

²¹Department of Biology, University of Rochester, Rochester, NY, 14627, USA

²²cE3c: Centre for Ecology, Evolution, and Environmental Changes, Faculdade de Ciências da Universidade de Lisboa, Edifício C2, Campo Grande, 1749-016, Lisbon, Portugal

* Address for correspondence (Tel: +31 639681419; E-mail: k.leung@rug.nl).

ABSTRACT

Biological control is widely successful at controlling pests, but effective biocontrol agents are now more difficult to import from countries of origin due to more restrictive international trade laws (the Nagoya Protocol). Coupled with increasing demand, the efficacy of existing and new biocontrol agents needs to be improved with genetic and genomic approaches. Although they have been underutilised in the past, application of genetic and genomic techniques is becoming more feasible from both technological and economic perspectives. We review current methods and provide a framework for using them. First, it is necessary to identify which biocontrol trait to select and in what direction. Next, the genes or markers linked to these traits need to be determined, including how to implement this information into a selective breeding program. Choosing a trait can be assisted by modelling to account for the proper agro-ecological context, and by knowing which traits have sufficiently high heritability values. We provide guidelines for designing genomic strategies in biocontrol programs, which depend on the organism, budget, and desired objective. Genomic approaches start with genome sequencing and assembly. We provide a guide for deciding the most successful sequencing strategy for biocontrol agents. Gene discovery involves quantitative trait loci analyses, transcriptomic and proteomic studies, and gene editing. Improving biocontrol practices includes marker-assisted selection, genomic selection and microbiome manipulation of biocontrol agents, and monitoring for genetic variation during rearing and post-release. We conclude by identifying the most promising applications of genetic and genomic methods to improve biological control efficacy.

Key words: artificial selection, biological control, genetics, genome assembly, genomics, insect breeding, microbiome, modelling

CONTENTS

I. Introduction	1839
II. What are biocontrol traits?	1840
III. What genetic information do we need?	1842
(1) Genome assembly	1842
(2) Gene discovery	1844
(3) Genome editing for exploratory research	1845
(4) Microbiomes	1845
IV. How can genetics be used to improve biological control?	1845
(1) Artificial selection	1845
(2) Genomic selection	1846
(3) Field monitoring of genetic variation, performance, and ecological risk	1847
(4) Microbiome manipulation	1848
V. Conclusions	1849
VI. Acknowledgements	1850
VII. References	1850

I. INTRODUCTION

Biological control (the use of natural enemies to control pests), is arguably the best solution for phasing out large-scale pesticide use (Thomas & Willis, 1998; Bale, van Lenteren, & Bigler, 2008). It has been broadly applied for hundreds of years and to great success in both greenhouse and open field systems worldwide (van den Bosch, 1971; Stiling & Cornelissen, 2005). Most research into the fundamentals of biological control has been from an ecological perspective, focusing on aspects such as optimal foraging and risk monitoring (Wajnberg, Bernstein, & van Alphen, 2008; Heimpel & Mills, 2017). As clearly not all programs result in the desired level of pest management, there is considerable room for improvement (Wajnberg, 2004). The reasons for biocontrol programs not always reaching their full potential are

manifold, ranging from releasing the wrong control agents, agents not being adapted to local conditions, undesired interactions with the native fauna, and evolutionary changes in the pest species upon invasion.

In the past, the default method for improving biocontrol was to find a more efficient wild species or strain as the biocontrol agent (Hassan & Guo, 1991; Hassan, 1994; Nomikou *et al.*, 2001; Hoelmer & Kirk, 2005). However, the Nagoya protocol for Access and Benefit Sharing of Genetics Resources has severely limited international exchange of biological materials, so sourcing more-effective biocontrol agents from the field has become severely restricted (Cock *et al.*, 2010; Deplazes-Zemp *et al.*, 2018; Mason *et al.*, 2018). Moreover, certain geographical regions strictly regulate which agents can be used, e.g. only local strains originating from the region itself (Loomans, 2007; Hunt, Loomans, &

Kuhlmann, 2011). Concurrently, demand for more effective biocontrol agents is rising, driven by the growth of the organic food production market (valued at 62.9 billion USD as of 2013; Willer & Lernoud, 2019; Baker, Green, & Loker, 2020). The global biological control market was worth 1.7 billion USD in 2015, with sales growing three times faster than pesticides (van Lenteren *et al.*, 2018). Additionally, policy developments have aimed to reduce synthetic pesticide use (van Lenteren *et al.*, 2018) such as an EU-wide neonicotinoid ban (Gross, 2013; Stokstad, 2018) and continuous curtailment of organophosphate use in the USA and worldwide (Hertz-Picciotto *et al.*, 2018). The rise of the organic market in conjunction with a reduction of pesticide use has resulted in the rapid growth and increased market value of the biocontrol industry (de Clercq, Mason, & Babendreier, 2011; Dunham, 2015; van Lenteren *et al.*, 2018). It is now more urgent than ever to understand how to improve effectively and efficiently non-native biocontrol agents already in use and to develop novel native biocontrol agents. We review recent developments in the field of biological control that indicate that genetics-based solutions are key (Fig. 1).

For decades, genetic methods have been advocated to improve the efficacy of biocontrol programs (White, Debach, & Garber, 1970; Hoy, 1986; Hopper *et al.*, 1993; Narang, Bartlett, & Faust, 1993; Nunney, 2003; Routray *et al.*, 2016; Kruitwagen, Beukeboom, & Wertheim, 2018; Lirakis & Magalhães, 2019). Significant genetic variation has been demonstrated in several key life-history and behavioural traits of potential biocontrol agents (Hoy, 1985; Rousch, 1990; Hopper *et al.*, 1993; Wajnberg, 2004; Ferguson, 2020). However, despite its proven application in crop and livestock breeding, there have been few attempts to improve biocontrol agents through genetic means. We currently witness a revival of the idea to apply genetics to the improvement of biocontrol programs, by exploiting intra- and interspecific variation (Lommen, de Jong, & Pannebakker, 2017; Kruitwagen *et al.*, 2018), performing experimental evolution (Lirakis & Magalhães, 2019), adapting the microbiome for improved rearing methods (Ras *et al.*, 2017; Koskinioti *et al.*, 2020a, 2020b), and by population and field-monitoring of released agents (Roderick & Navajas, 2003; Stouthamer & Nunney, 2014; Coelho *et al.*, 2016). Notably, these methods all employ classic genetics principles within a species' existing gene pool, distinguishing them from genetically modified organisms (GMOs) that have DNA from foreign organisms introduced into their genomes. That means that the methods discussed here comply with the requirements of the organic food industry and any policies that limit or prohibit GMO use (Gomiero, Pimentel, & Paoletti, 2011). Next to genetic applications, we need an evolutionary perspective on the sustainability and risks of biocontrol programs, for example to enable predictions of future adaptations of pests and agents (Hufbauer & Roderick, 2005; Szűcs *et al.*, 2019). Finally, application of genetics and genomics in biocontrol programs cannot be evaluated without considering the role of environmental and ecological processes (Thrall *et al.*, 2011).

We first identify which organismal traits are important for biological control and should therefore be targeted for improvement (so-called 'biocontrol traits'). Next, we present the current state and future prospects of using genetic and genomic methods towards that aim. We consider these methods from evolutionary and ecological contexts, that is how these methods can realistically operate in long-term breeding programs and in the field (Fig. 2). Because of their prevalence and economic importance (van Lenteren *et al.*, 2018), we focus on programs using arthropod biocontrol agents, although these universal genetics principles overlap with other agents (e.g. nematodes, fungi, bacteria). Although the most common form of biological control is augmentative (the recurrent release of a biocontrol agent population not expected to establish permanently, or to supplement an existing population), the methods discussed here can also be applied to classical biological control (release of a new agent with the intention of establishing a self-sustaining population and level of pest control in the area of the pest) and conservation biological control (conserving natural habitat to increase populations of natural enemies). As genomics are key to many of these methods, we provide a key on how to obtain genome-based resources in specific biocontrol contexts. We conclude by reviewing present uses and forecasting applications of the most promising genetic and genomic methods in the future.

II. WHAT ARE BIOCONTROL TRAITS?

One of the prime reasons preventing the uptake of genetic improvements of biocontrol agents is difficulty in deciding which traits to optimize. Candidate traits can be roughly subdivided into pest-suppression ability, adaptation to abiotic factors, reducing ecological risk, and improving mass production or storage [see Kruitwagen *et al.* (2018) and Bielza *et al.* (2020) for a comprehensive overview]. For some traits, such as pest kill-rate, the direction of improvement is apparent as killing more pests is a primary determinant of biocontrol success (Stiling & Cornelissen, 2005). However, for other traits, the direction to take is less obvious. For example, most biocontrol agents attack hosts/prey that are clumped in patches in the environment. Would it be more effective for the agent to clear patches completely before moving on, or to disperse rapidly to protect a larger total crop area (Wajnberg, Roitberg, & Boivin, 2016; Plouvier & Wajnberg, 2018)? The optimal strategy depends on the specific ecological circumstances faced by the biocontrol agent and the economic harm inflicted by pest species at low density. Optimality models based on behavioural ecology can provide important insights into the critical characteristics of natural enemies for successful biological control (Mills & Kean, 2010; Wajnberg *et al.*, 2016; Lommen *et al.*, 2017). Recently, Plouvier & Wajnberg (2018) developed a general modelling framework that identifies key biocontrol agent life-history traits from an economical perspective. For dispersal-

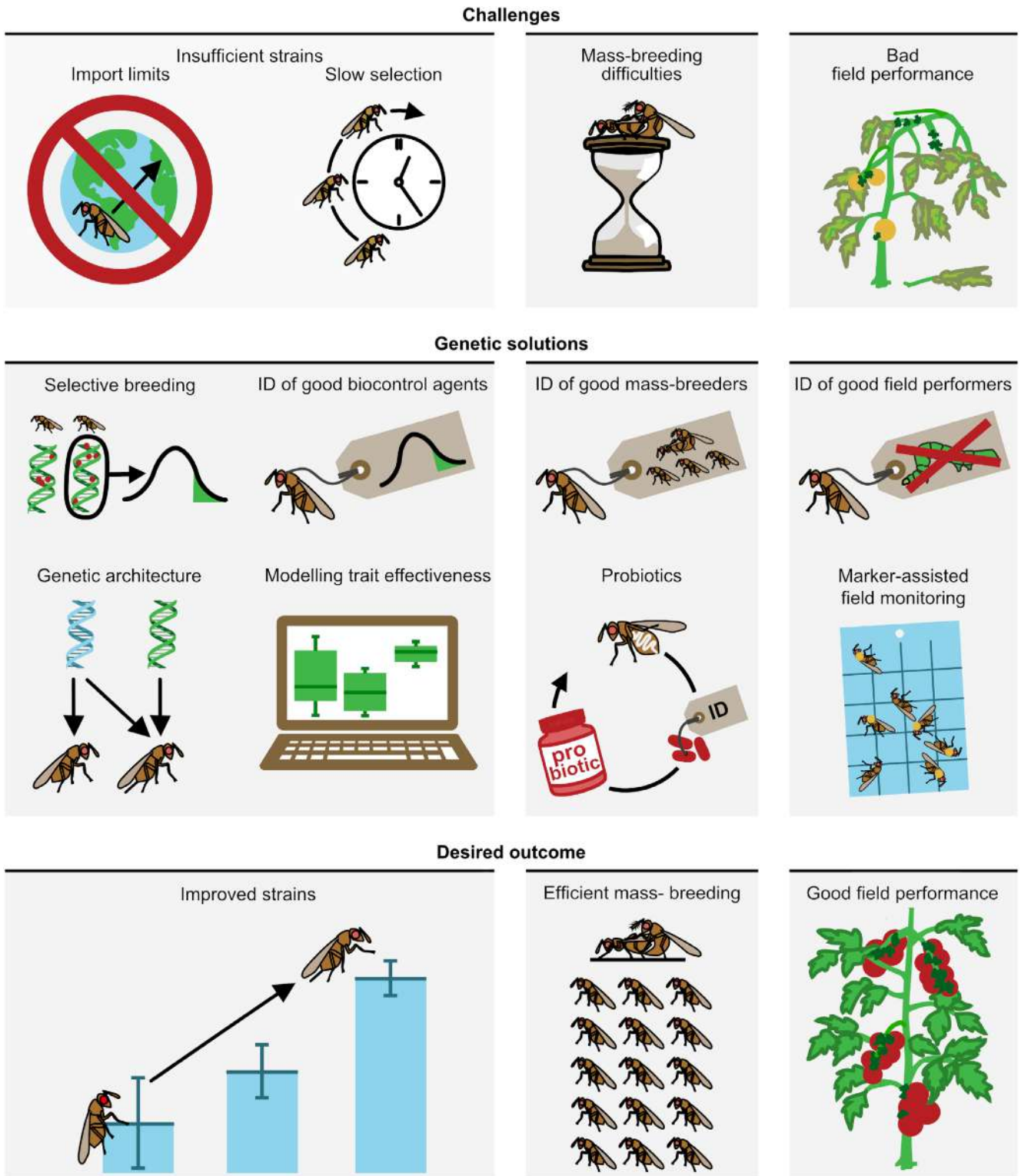


Fig 1. Overview of the potential of genetic methods to address biocontrol challenges.

and-predation simulations, two different optimized life-history strategies for the agents were found to result in higher potential economic returns, differing in plant-leaving decision and host

handling time of the biocontrol agent, but also in their respective fecundity, longevity, and dispersal ability. Such a general modelling framework can be parameterised for biocontrol

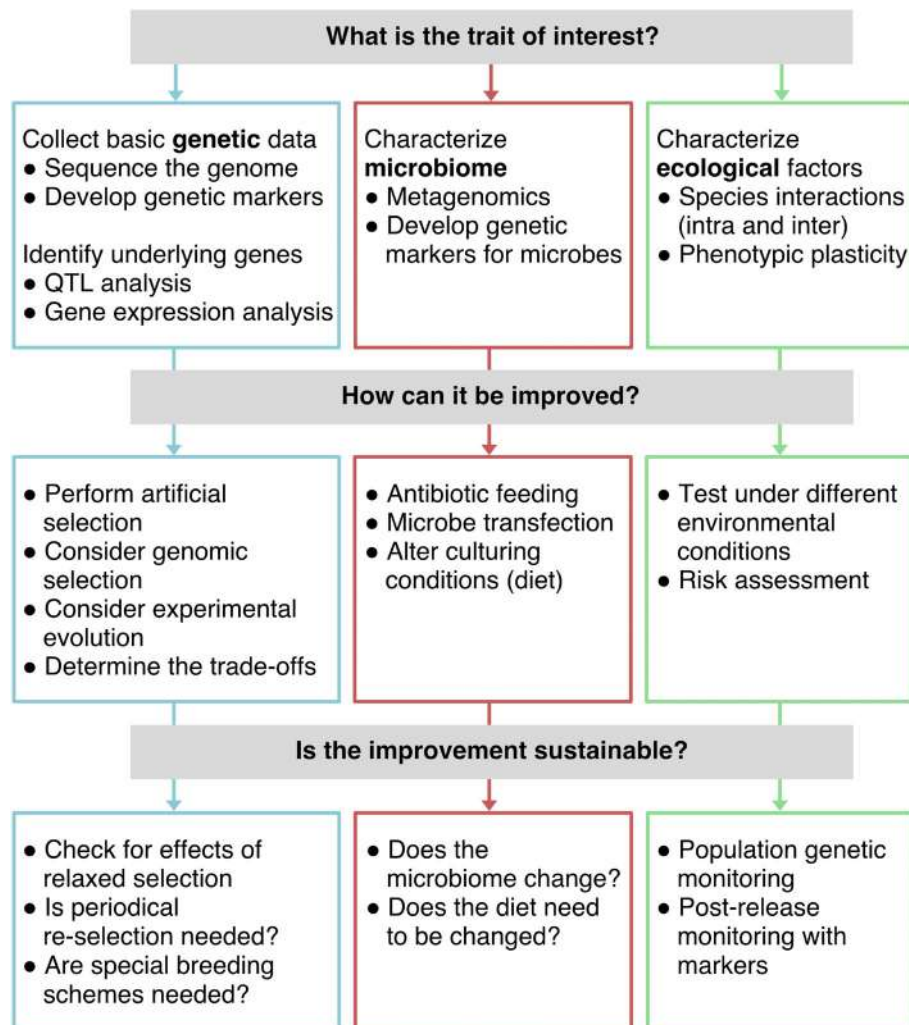


Fig 2. Guide to the use of genetic methods in research and development, sorted according to research question. QTL, quantitative trait locus.

species with different biology (including parasitoids and predators) and different ecological situations to help identify the key traits to target for genetic improvement.

A key requirement for biocontrol traits to be targeted for selection is significant heritability (the proportion of the total phenotypic variation among individuals that is due to additive genetic variation), which allows a trait to be improved by (artificial) selection. The amount of standing genetic variation depends on the type of trait and its genetic architecture, which can be defined as the number and location of the loci involved, and their interactions (such as dominance, epistasis and pleiotropy). Traits closely associated with fitness that are important for biocontrol, such as life-history and behavioural traits (Mousseau & Roff, 1987; Wajnberg, 2004; Lommen *et al.*, 2017; Kruitwagen *et al.*, 2018; Xia *et al.*, 2020), typically have lower heritabilities than physiological and morphological traits (Mousseau & Roff, 1987). The amount of genetic variation for biocontrol traits is currently poorly investigated

and insufficiently known. For example, in a recent review of arthropod biocontrol literature, of 2927 articles identified as investigating genetics of biocontrol traits, only 69 reported data on genetic variation (Ferguson, 2020). Selection of low-heritability traits towards optimal values is possible, but the efficiency of this process depends on a trait's genetic architecture. It is therefore of key importance to uncover the genetic architecture of biocontrol traits if we aim efficiently to improve them.

III. WHAT GENETIC INFORMATION DO WE NEED?

(1) Genome assembly

Assembling a genome for a biocontrol agent of interest vastly expands the possibilities for generating new knowledge on

the genetic architecture of biocontrol traits. A reference genome facilitates studies that focus on gene expression analyses, targeted gene editing, and marker-informed selection. Although producing a high-quality genome (high coverage, few gaps) is often portrayed as an essential goal (Bentley, 2006; Faino & Thomma, 2014), a high-level resolved genome may often not be required. Instead, sequences may be collected, assembled, and annotated to the level required for a specific project, and the genome can later be improved to the level desired by other parties (Papanicolaou *et al.*, 2017). In other words, in more applied circumstances, such as biological control, the aim may be a ‘good-enough’ genome rather than a high-quality genome. Also, some applications can already be realised with an incomplete genome, including the quick generation of molecular markers such as microsatellites (Grbić *et al.*, 2011; Abe & Pannebakker, 2017; Kamimura *et al.*, 2019) for low-cost analysis of genetic variation (Baker, Loxdale, & Edwards, 2003; Paspatis *et al.*, 2019) and linkage map construction (Beukeboom *et al.*, 2010; Niehuis *et al.*, 2010).

Genome assembly goes through various stages: sequencing from an inbred stock or a single individual, aligning the sequences into an assembly, and annotating the assembly with protein-coding information (Ekblom & Wolf, 2014). Although still requiring a considerable amount of labour and funding, recent technological advances have lowered the cost of sequencing a genome considerably (Wetterstrand, 2019). In the context of biological control, successfully producing a workable genome within one’s budget and objectives requires careful strategy. For example, for many biocontrol agent species, the amount of DNA extracted from a single individual (because of small body size) is insufficient for sequencing a genome (Richards & Murali, 2015; Cruaud *et al.*, 2019). Pooling many genetically identical individuals is a solution, but how to obtain such a sample varies among species; this is easier and has been done, for instance, with isofemale lines of haplodiploid parasitoids (Werren *et al.*, 2010; Geib *et al.*, 2017; Ferguson *et al.*, 2020) but can be more challenging for species that are difficult to inbreed (e.g. ladybirds; Facon *et al.*, 2011). Figure 3 presents a key for deciding which sequencing strategy to use for various biological control situations, accounting for the current state of the technology, the biology of the species, and the objective for assembling the genome.

For relatively large-sized species, such as the parasitoid beetle *Aleochara bilineata* Gyllenhal, a tissue sample from a single individual female was adequate for producing a high-quality reference Illumina-based genome; this was done *via* a third party (Kraaijeveld *et al.*, 2019). By contrast, a single individual of the minute predatory mite *Amblyseius swirskii* Athias-Henriot *swirskii* is inadequate for extracting enough DNA to sequence a genome. A solution was found by pooling enough genetically identical individuals to meet the initial genomic weight requirement, but this required an additional, logistically difficult inbreeding step (Paspatis *et al.*, 2019) that was not necessary for *A. bilineata*. A draft genome was created

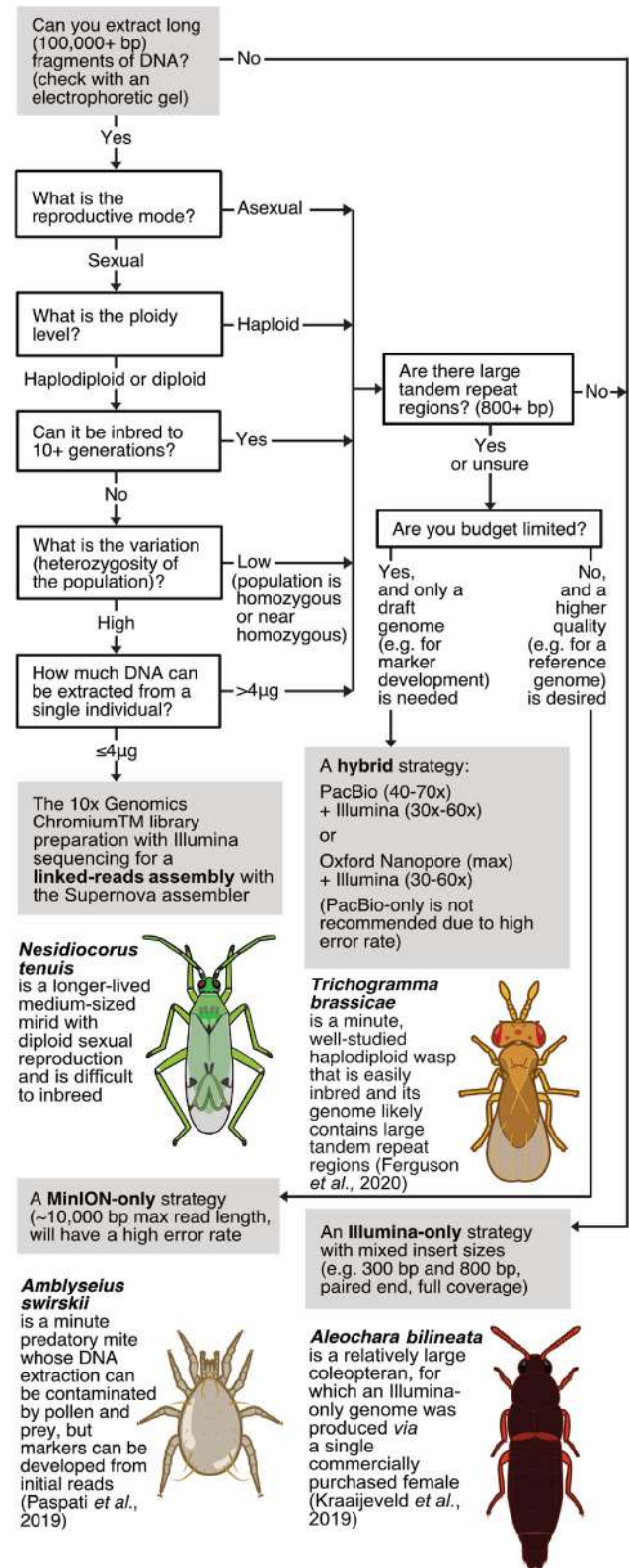


Fig 3. Sequencing strategy key for obtaining genomes of biocontrol agents with selected examples of species. bp, base pair.

for *A. swirskii* with inbred individuals using the laboratory benchtop sequencer MinION. This genome was not intended to serve as a high-quality, long-term reference genome for this species, but was used to develop markers affordably for tracking genetic diversity in mass-reared populations (Paspatis *et al.*, 2019). This approach had the advantage of flexible in-house troubleshooting with an affordable machine and materials.

(2) Gene discovery

Mapping genes has a long tradition in breeding and research, particularly using quantitative trait loci studies (QTL) [e.g. maize height (Burr *et al.*, 1988), soybean seed morphology (Mansur *et al.*, 1993), pig fatness and growth (Andersson *et al.*, 1994) and *Nasonia* parasitoid wasp sex ratio (Pannebakker *et al.*, 2011)]. A QTL study uses crosses of individuals with different extreme phenotypes and links their segregation in offspring to molecular marker data to identify the genetic basis of complex traits (Lynch & Walsh, 1998; Beukeboom & Zwaan, 2007). High-throughput sequencing and genome-wide association studies (GWAS) have enabled higher resolution mapping screens (Schlötterer *et al.*, 2014), that is identification of loci with different allele frequencies between two populations with different phenotypes of the target trait (Bastide *et al.*, 2013).

For QTL mapping and GWAS, the statistical power to identify causative variants increases with the number of individuals analysed. In addition, in a QTL approach, power increases with the number of generations invested, but mapping precision is typically lower than GWAS. The genotyping costs can be reduced by relying on sequencing pools of individuals with extreme phenotypes (Pool-GWAS; Schlötterer *et al.*, 2014). This approach was used to create a genome-wide map for body pigmentation in *Drosophila melanogaster* Meigen (Bastide *et al.*, 2013) and can theoretically be applied to any target trait in any arthropod. Although individuals for these studies can be sourced from commercial biocontrol populations, these tend to be inbred and contain only a fraction of the genetic variation harboured by natural populations (Rasmussen *et al.*, 2018; Paspatis *et al.*, 2019). For exploratory studies, sampling from wild populations may be better for collecting sufficiently variable individuals with clear segregation of phenotype, and thus correspondingly distinct genotypes for candidate loci. Alternatively, as it may be legally or logistically difficult to sample multiple natural populations across a large geographic range, commercial strains that are already in use and have contrasting phenotypes may be used instead. For instance, long-established *Trichogramma cacoeciae* Marchal strains originating from France and Tunisia have higher fecundity under different temperatures (Pizzol *et al.*, 2010), and would be good candidates for investigating loci linked to climate adaptation.

Another approach to delineating the genomic architecture of biocontrol traits is studying gene expression. Sequencing transcriptomes and proteomes, which are complete RNA

and protein expression profiles of an organism respectively, has become increasingly easy and affordable. The advantage of gene expression studies is that they delve into context-dependent phenotypes. For example, gene expression differences between the sexes are highly relevant for parasitoid wasps (Wang, Werren, & Clark, 2015) because females have active genes for host-feeding, envenomation and oviposition that males lack. Spatiotemporal expression pattern differences of protein and transcript quantity, methylation, RNA splicing, and post-translational modification may be responsible for sex-specific phenotypes, and can be used to find trait-linked loci even when genetic sequences are identical between males and females (Wang *et al.*, 2015). Such studies have been used to delineate the architecture of, for example, sex determination (Verhulst, Beukeboom, & van de Zande, 2010), oviposition (Pannebakker *et al.*, 2013; Cook *et al.*, 2015), and venom composition (de Graaf *et al.*, 2010) in *Nasonia vitripennis* (Walker), and antennal perception of different olfactory cues, i.e. male mate-searching versus female host-searching in the parasitoids *Cotesia vestalis* (Haliday) (Nishimura *et al.*, 2012) and *Chouioia cunea* Yang (Zhao *et al.*, 2016).

Analysis of transcriptomic and proteomic data obtained at different environmental or culturing conditions is also a powerful tool, as it can both identify and quantify patterns of gene expression (Wang *et al.*, 2009). For example, transcriptome analyses of the ladybird *Cryptolaemus montrouzieri* Mulsant or the parasitic wasps *Cotesia typhae* Fernández-Triana and *Lysiphlebus fabarum* Marshall show that these biocontrol agents have adapted to alternative prey/hosts by modifying the regulation of genes mainly related to development, digestion, detoxification and virulence (Li *et al.*, 2016; Benoist *et al.*, 2017; Dennis *et al.*, 2017). Mechanisms underlying resistance to certain pesticides in the predatory mite *Neoseiulus barkeri* Hughes and the ladybird beetle *Propylaea japonica* (Thunberg) were identified by analysing RNA sequencing (RNAseq) data (Tang *et al.*, 2014; Cong *et al.*, 2016). Transcriptomics may also pave the way to understanding symbiont-mediated resistance to parasitism (Oliver, Moran, & Hunter, 2005), and help to reverse this effect or to make parasitoids more virulent. Additionally, proteomic analysis of aphid parasitoids *Aphidius colemani* Haliday that were either exposed to fluctuating high and low temperatures or to constant cold provided insight on genes and proteins involved in surviving temperature extremes, such as those involved in energy metabolism (Colinet *et al.*, 2007). Nutrigenomics (how diet affects gene expression) also has great potential for improving artificial diets for mass rearing of biocontrol agents, and for selecting strains that develop particularly well on such diets (Coudron, Yocum, & Brandt, 2006; Yocum, Coudron, & Brandt, 2006). A final interesting application of transcriptomics for biocontrol is to identify the genetic architecture of memory and learning, as parasitoids can be trained to recognise host species (Huigens *et al.*, 2009). Recently, genes in the Ras (rat sarcoma) and phosphoinositide 3-kinase (PI3K) pathways were found

to be responsible for interspecific differences in *Nasonia* memory retention (Hoedjes *et al.*, 2014, 2015).

Gene-expression studies can thus contribute to understanding adaptation mechanisms of biocontrol agents to a new environment, prey/host defences or novel hosts. Yet careful control of expression data collection, such as consistent life stage or common garden conditions, is important, as phenotypic plasticity can add noise to analyses. Ultimately, understanding gene expression patterns is essential to allow the preservation of a robust phenotype, or how likely a phenotype is to persist in various agro-ecological environments (Félix & Barkoulas, 2015).

(3) Genome editing for exploratory research

Advances in genomics approaches and knowledge have made it possible to modify certain regions in the genome of an organism to study how such modifications are reflected in its phenotype. New phenotypic variants can be generated by knocking-down or knocking-out genes. Knocking-down refers to temporary gene expression inhibition through RNA interference (Pratt & MacRae, 2009). Knocking-out refers to permanent alteration through the germ line, and the most advanced of these knock-out approaches is clustered regulatory interspaced short palindromic repeats (CRISPR) (Hsu, Lander, & Zhang, 2014). Knocking-down or knocking-out candidate biocontrol trait genes can lead to insights regarding their functions that can be used to optimize selection or breeding of biocontrol agents. For example, they can be used to examine the role of genes in a trait through linkage with the null phenotypes, and those genes can be specifically targeted for selection. Currently, gene-editing technology is exploratory and for fundamental research use, but should not be used in novel biocontrol release programs. Although no external DNA is introduced with knock-down or knock-out, some countries consider gene-editing techniques to be in the same legal category as GMOs (EU; Callaway, 2018) whereas others do not [USA (Kim & Kim, 2016; Waltz, 2016); Australia (Mallapaty, 2019)]. They are therefore subject to many of the same regulations that vary broadly in restrictiveness, e.g. allowed in the USA *versus* a complete ban in the EU (reviewed in Alphey & Bonsall, 2018). In addition, the compatibility of gene-editing with the current 'non-GMO' marketability of biological control is questionable.

(4) Microbiomes

Currently, there is much interest in the role of the microbiome in organismal functioning. In a biocontrol context, it is known that microbes can generate chemical signals that attract parasitoids to their host, and that bacteria can have a defensive role against parasitoids, such as in aphids (Oliver, Moran, & Hunter, 2006; Schmid *et al.*, 2012; Rothacher, Ferrer-Suay, & Vorburger, 2016; Jamin & Vorburger, 2019; Koskinioti *et al.*, 2019; Dicke, Cusumano, & Poelman, 2020). Nowadays, universal DNA markers can be applied to characterise the microbiome, that is to identify all bacterial symbionts to at least

family or genus level, and their proportionate presence (Ras *et al.*, 2017). This can be used to infer the relative abundance and relative contribution of each symbiont to biocontrol traits. However, despite the enormous attention on the role of microbiomes, we still know very little about whether and how microbes contribute to arthropod life-history traits and biocontrol traits in particular (Janson *et al.*, 2008; Brinker *et al.*, 2019; Gurung, Wertheim, & Falcao Salles, 2019). In addition, the factors that determine the microbiome composition are often not well known. Such information is important to judge how consistent the microbiome is transgenerationally, and if it can be manipulated through rearing.

IV. HOW CAN GENETICS BE USED TO IMPROVE BIOLOGICAL CONTROL?

(1) Artificial selection

The traditional approach to improving biocontrol agents has been through artificial selection. Artificial selection exploits inter-individual genetic variation of life-history or behavioural traits. For example, agent species have been selected to improve tolerance to climatic conditions to expand their geographic range of use (White *et al.*, 1970), pesticide resistance (allowing their compatibility with pesticide spraying) (Roush & Hoy, 1981*b*; Spollen & Hoy, 1992), plant adaptation, especially to tomato in strains of *Phytoseiulus persimilis* Athias-Henriot (Drukker *et al.*, 1997) and development time, to speed up production (Rodriguez-Saona & Miller, 1995). Rather than performing crosses of individuals with desired traits, experimental evolution exposes populations to specific environmental conditions for several generations and determines the effect on the trait of interest. Although generally successful (Lirakis & Magalhães, 2019), artificial selection remains underutilised in biological control (Wajnberg, 2004; Lommen *et al.*, 2017; Kruitwagen *et al.*, 2018). There are several reasons for this. One obvious reason is lack of sufficient genetic variation because too few individuals are collected for a source population (but little is known about such unsuccessful attempts in the literature). A second possibility is that once selected, the genetic variation in the selected population will change through stochastic processes such as genetic drift (Roush & Daly, 1990; Stouthamer, Luck, & Werren, 1992; Hopper *et al.*, 1993; Wajnberg, 2004). The conclusion has been that to avoid these issues arising from 'selection relaxation', biocontrol agents must be continuously re-selected, which can be economically prohibitive. There is, however, little empirical evidence for this, and a recent study on *Drosophila* indicates that laboratory populations may not change much in life-history parameters compared to their natural counterparts (Michalak *et al.*, 2019).

Trade-offs between life-history traits are also a factor in biocontrol evolution. Life-history theory poses that an organism has limited resources to allocate to each trait. To select

for the enhancement of one or more traits, as is the goal in biocontrol breeding, pleiotropic and disadvantageous changes can occur in other traits, and the overall effect on the biocontrol function of the organism can be unpredictable (Stearns, 1989; Roff, 2007). A trade-off may be detrimental for biocontrol because it affects negatively either another trait or another stage in the biocontrol program. For instance, it has been noted that traits corresponding to high yield and ease of use under laboratory and industrial conditions are favourable, but adaptation to captivity may come at the expense of an agent's efficacy in the field (Mackauer, 1976; Hopper *et al.*, 1993; Sørensen, Addison, & Terblanche, 2012; Sánchez-Rosario *et al.*, 2017). An example is laboratory maintenance negatively impacting female fecundity, body size, host-killing, and host-searching in the parasitoid *Muscidifurax raptor* Girault and Sanders (Geden *et al.*, 1992). It is also logistically difficult to phenotype complex traits for many biocontrol agents (e.g. measuring total fecundity, total host-killing, dispersal ability, etc.).

However, the means to address many of these problems are at hand. There is evidence, for example, that selection relaxation may not be as problematic as previously believed. Theoretically, if the selection regime is strong enough, the trait goes to fixation in a population, i.e. the entire population will carry the desired trait and it is no longer subject to drift (Falconer & Mackay, 1996). Moreover, several traits that are selected apparently entail no trade-off in other traits. This is reflected in the value of selected traits being maintained in insect lines even after many generations of no active selection on the trait (e.g. White *et al.*, 1970; Croft & Meyer, 1973; Roush & Hoy, 1980; see Lirakis & Magalhães, 2019).

Key to these solutions is understanding the genetic architecture of the trait under selection, which would allow the combination of individual phenotype selection with molecular genetics through applying marker-assisted selection (Lande & Thompson, 1990). When, for instance, we know the loci and alleles associated with a desired or undesired target trait, we can breed a more efficient biocontrol agent by selecting for the former and avoiding the latter. Not all trade-offs may be detrimental to biological control. For example early reproduction may come at a cost of longevity (Williams, 1996), but a long life may not be important to a captive population's net productivity if it is frequently supplemented with new, fecund individuals. Knowing the genetic underpinning of trade-offs between traits would assist in understanding and preventing unwanted correlated responses to selection (Fig. 4B). For example, antagonistic pleiotropy (genes operating on multiple traits but in opposing directions) is known for fecundity *versus* longevity in the melon fly, *Zeugodacus cucurbitae* (Coquillett) (Miyatake, 1997) and higher larval survival *versus* lower adult body mass in *D. melanogaster* (Bochdanovits & de Jong, 2004); additional studies could uncover these in biocontrol agent species. If there are variable pathways corresponding to different trade-offs, it should be possible to select through one with

the fewest unfavourable trade-offs, exploiting the ubiquitous presence of genetic redundancy.

Learning behaviour is another biocontrol trait that responds to selection. Parasitoids (Dukas, 2000; van den Berg *et al.*, 2011; Hoedjes *et al.*, 2014, 2015; Kraaijeveld *et al.*, 2018; Kruidhof *et al.*, 2019), and predators (Rahmani *et al.*, 2009; Schausberger *et al.*, 2010) can be directly selected to recognise pest species better, or indirectly to recognise more efficiently recruitment signals from plants following herbivore attack (tritrophic interactions) (van der Putten *et al.*, 2001; Turlings & Wäckers, 2004). Juvenile predatory *Phytoseiulus persimilis* Athias-Henriot can be trained to accept specific prey species and retain this habit throughout its lifetime (Rahmani *et al.*, 2009), as can numerous parasitoid wasps (reviewed in Kruidhof *et al.*, 2019). Delineating the genetic architecture of memory and learning can thus assist in breeding lines that can learn and retain this information better.

Knowledge of the genetic architecture of traits can assist with artificial selection through deliberate targeting of linked genes. This is particularly helpful for traits that are laborious or challenging to phenotype repeatedly. For example, for many arthropods, assaying lifetime reproductive output would require counting thousands of offspring and waiting until the animal dies. In the meantime, work is invested in caring for the next generation whether or not their progenitors prove to have high lifetime fecundity. Instead, rather than the trait itself, selection can target a linked molecular marker, which is called marker-assisted selection (MAS) (Lande & Thompson, 1990). Identification of candidate genes and QTL through the aforementioned gene discovery methods are key to developing direct markers for genes that control the trait of interest, or markers that are in linkage disequilibrium with the trait and are proximate to the coding gene. Although much work remains to uncover the genetic bases of traits, there are already good results documented for arthropods linking genes and QTL to foraging (Page *et al.*, 2000), grooming (Oxley, Spivak, & Oldroyd, 2010), and *Varroa* mite resistance in honey bees (Behrens *et al.*, 2011); fertility in the parasitoid *Leptopilina clavipes* Hartig (Pannebakker *et al.*, 2004); and sex ratio (Pannebakker *et al.*, 2011), memory retention and olfaction (Hoedjes *et al.*, 2014, 2015), host specificity (Desjardins *et al.*, 2010), and pupal diapause (Paolucci *et al.*, 2016) in *N. vitripennis*.

(2) Genomic selection

For complex traits with highly polygenic bases or genes with complicated epigenetic effects, direct and linkage equilibrium MAS may not be possible. In such cases, it is possible to use markers that are linked to a total breeding value instead of any specific phenotype (reviewed in Dekkers, 2004). Genomic selection employs this concept potentially to circumvent the need for proving marker causality. The statistical method of genomic selection uses information from genome-wide DNA-markers such as single nucleotide polymorphisms (SNPs) to select for complex traits

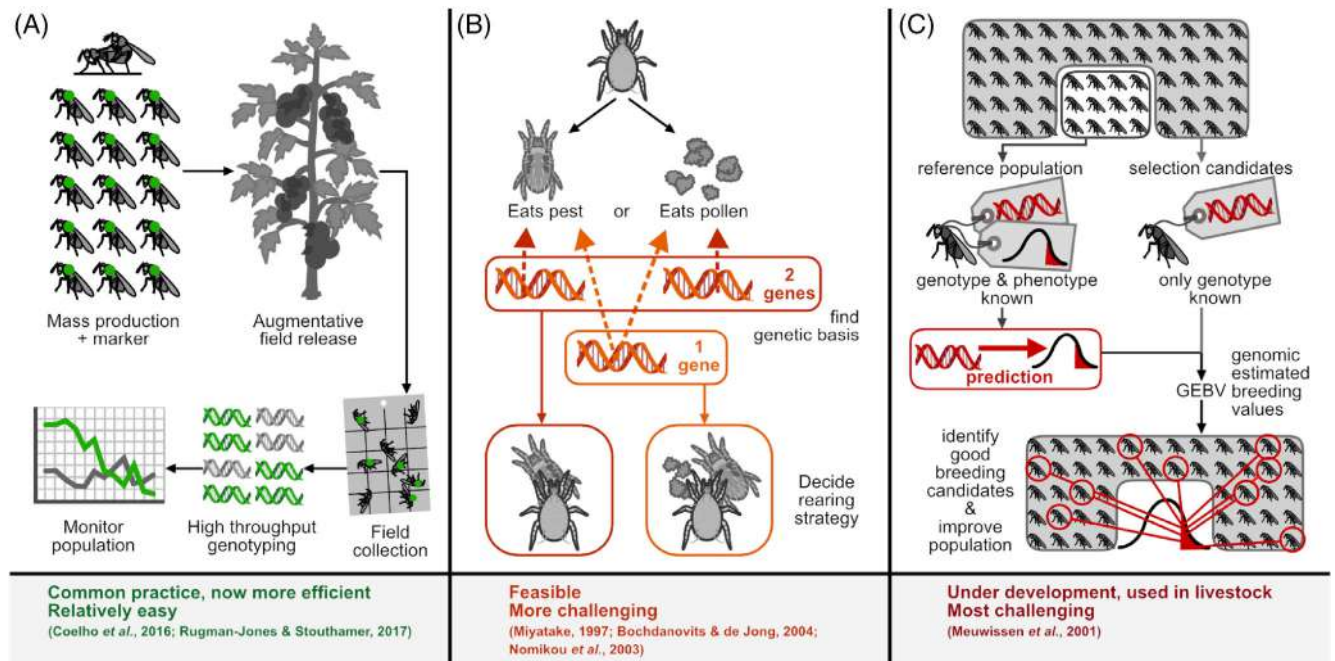


Fig 4. Examples of the application of genetic techniques in biocontrol, in increasing order of complexity. (A) Genotyping for field monitoring of released biocontrol agents. (B) Design of optimal rearing strategy based on genetic architecture of traits of interest. (C) Genomic selection to improve polygenic or hard-to-phenotype traits.

(Meuwissen, Hayes, & Goddard, 2001) (Fig. 4C). This method is particularly helpful when artificial selection (marker assisted or not) is hampered by low heritability either through strong environmental noise and/or low levels of additive genetic variance. The genomic selection method considers markers distributed throughout the whole genome and estimates an effect of each marker, irrespective of the statistical significance of this effect. The total estimated genetic effect of an individual is the sum of the effects of all its markers as the genomic estimated breeding value (GEBV). By including effects of all markers, this method avoids missing a substantial portion of the genetic variance contributed by loci of minor effects, in contrast to methods that aim to identify the causal genes underlying traits. Although genomic selection still requires the collection of both genotypes and phenotypes, this work only needs to be done for the initial reference population and then at infrequent iterations as the predictive power of the reference population is gradually reduced over generations, given the potential evolution of the G matrix.

An advantage of genomic selection over traditional selection methods is that a higher accuracy of GEBVs can be achieved for traits of low heritability, and for traits that cannot be recorded on the selected candidate itself, but can be predicted through its genotype (Meuwissen et al., 2001). Over the last decade, genomic selection has proved its potential in animal breeding, that is dairy cattle (Hayes et al., 2009; Luan et al., 2009; VanRaden et al., 2009) and pigs (Lopes et al., 2017), but it has not yet been applied to biocontrol agents. Genomic selection methods may be particularly

useful because GEBV can be estimated directly from the genotype, without the need for accurate pedigrees that are lacking for most biocontrol agents. One current challenge to genomic selection is the cost of large-scale SNP panels, but these are already undergoing a rapid reduction in difficulty and expense. Also, collection of a sufficient amount of DNA may require sacrificing the selected candidate, but breeding of close relatives, such as offspring or full siblings, may offer a solution.

(3) Field monitoring of genetic variation, performance, and ecological risk

The availability of genetic markers allows for population genetic analyses, either at a coarse scale such as in the case of microsatellite panels, or at a fine scale such as dense SNP panels based on assembled genomes. A powerful application of population genetics in biocontrol is monitoring of agents released into the field (Fig. 4A), allowing for the monitoring of their genetic variation, field performance, and ecological risk.

An important use of population genetics in biocontrol is the assessment of genetic variation. Loss of genetic variation is expected to occur in all captive populations, through inbreeding, selection, and random genetic drift, even when mass-reared at high numbers (Mackauer, 1976). Although this does not always result in fitness or performance loss [see Hopper et al. (1993) and references therein; de Clercq, Vandewalle, & Tirry (1998); Facon et al. (2011)], experiments have shown severe effects of inbreeding depression and

domestication on the reproductive performance of large captive populations of *Drosophila* (Woodworth *et al.*, 2002) and a Chinese biocontrol population of the parasitoid *Binodoxys communis* Gahan (Garipey, Boivin, & Brodeur, 2014). Specific care should be taken when culturing parasitoid wasps. As haplodiploid species, parasitoids are generally expected to suffer less from inbreeding depression for fitness traits, but in some species a loss of genetic variation for sex-determination loci results in sterile males, and can lead to extinction of smaller populations (Stouthamer *et al.*, 1992; Zayed & Packer, 2005; Hein, Poethke, & Dorn, 2009; Retamal *et al.*, 2016; Zaviezo *et al.*, 2018; Leung, van de Zande, & Beukeboom, 2019). These potentially large effects on fitness and performance make the monitoring of genetic variation a key part of mass-culturing biocontrol agents. For those species with an assembled genome, whole-genome genotype-by-sequencing (GBS) techniques (Baird *et al.*, 2008) allow for fine-scale population analyses by providing accurate allele frequency estimates to track evolution at a genomic scale and identify genomic regions under selection in contrasting ecological situations (Davey & Blaxter, 2010). This can also lead the way to unravelling the genetic architecture of relevant biocontrol traits.

A biocontrol agent's performance and ecological risk in the field can also be monitored *via* genetics methods. For example, for parasitoids, juvenile development often occurs within the host, making them difficult to detect at this stage. Furthermore, many species are difficult to identify *via* morphology because they belong to mega-diverse groups of minute insects that may not be phylogenetically well resolved (Stouthamer *et al.*, 1999; Sumer *et al.*, 2009; Cruaud *et al.*, 2019). Dispersal, host specificity, and attack rate can all be determined with polymerase chain reaction (PCR) amplification to detect the presence of species-specific DNA of parasitoids in hosts (Garipey *et al.*, 2007, 2008; Stahl *et al.*, 2019). A similar approach has been taken for gut-content analysis to measure predation of the target pest or screen for consumption of non-target species [mostly for predators, e.g. Hoogendoorn & Heimpel (2001), Thomas *et al.* (2013), Brown *et al.* (2014) and Nguyen *et al.* (2019); but see Rougerie *et al.* (2011) for a parasitoid example], as well as constructing complex food-webs (Kreherwinkel *et al.*, 2017). These methods can be used to modify biocontrol programmes, for example by selection of more efficacious agents with fewer non-target effects.

Traditional neutral markers have been successfully used for performance monitoring of released strains [e.g. for the parasitoid *Trichogramma pretiosum* Riley, in which laboratory fecundity was correlated to field efficacy for 35 isofemale lines over 3 days (Coelho *et al.*, 2016) and for the olive fly parasitoid *Psittalia lounbysuryi* (Silvestri) for ongoing monitoring of a biocontrol programme in southern France (Bon *et al.*, 2008; Malausa *et al.*, 2010)]. However, high-density population genomic methods, such as GBS, allow for more detailed tracking of the introgression of the genetic material into previously released populations (Stouthamer & Nunney, 2014).

Despite the importance of tracking the fate of released agents and their associated alleles, there has been little effort invested in species-identification assays or genotype-based post-release monitoring in the field, possibly because of its logistic difficulty (Blossey & Skinner, 1999; Coombs & McEvoy, 1999; but see Rugman-Jones & Stouthamer, 2017). Typically, preserved individuals are brought back to the laboratory for DNA extraction, PCR amplification, and sequencing. A recent novel approach allows real-time identification of a biocontrol agent in the field by loop-mediated isothermal amplification (LAMP) (Lee, 2017). This is a low-cost alternative to PCR that can be conducted in a single test tube and at a single temperature. In a biocontrol context, this method has been tested to detect parasitoidism of the Asian chestnut gall wasp *Dryocosmus kuriphilus* Yasumatsu by *Torymus sinensis* Kamijo (Colombari & Battisti, 2016), but it could facilitate all the field-monitoring applications described.

(4) Microbiome manipulation

Microbiomes may constitute an important target for modifying biocontrol agent performance. The composition of the microbial community of an organism can be altered through rearing conditions (e.g. a probiotic diet), *via* a breeding regime or by genetic manipulation (Grau, Vilcinskas, & Joop, 2017; Ras *et al.*, 2017). For example, *D. melanogaster* fed a probiotic bacterium were less susceptible to infections of pathogenic bacteria (Blum *et al.*, 2013). Sterile male performance was enhanced and *Pseudomonas* pathogen levels were reduced when the Mediterranean fruit fly *Ceratitis capitata* (Wiedemann) was fed bacterial supplements (Ami, Yuval, & Jurkevitch, 2010). Although these studies focused on flies used in the sterile insect technique (mass-releasing sterile males to outcompete wild individuals), the same principles can be applied to biocontrol agents. Supplemented diets, including those with probiotics, can potentially directly improve the performance of mass-reared parasitoids and predators (Nomikou *et al.*, 2003, Ras *et al.*, 2017; Koskinioti *et al.*, 2020a, 2020b), as can feeding on factitious hosts or prey with a specific microbiome indirectly.

It is also possible for host specimens to transmit their microbes to released biocontrol agents and influence their physiology and ecology (Schuler *et al.*, 2013). In such cases, microbial screening with genetic markers would be useful for investigating microbiome shifts that are responsible for phenotype alterations. It is also known that microbes can be responsible for chemical signals that attract parasitoids to their host. This implies that biocontrol agents can potentially be trained using these host microbiomes to be more efficient at finding hosts. In the case of defensive microbes in pest species, exposure to such microbes during development may confer immunity in the next generation (Ras *et al.*, 2017). These applications are, however, still theoretical and will require microbiome determination of specific biocontrol agent-pest pairs, identification of relevant symbionts, and development of methods to optimise their use.

A specific class of potentially useful symbionts are those that manipulate their hosts' reproduction, such as *Wolbachia* (Dedeine *et al.*, 2001; Vavre, Fouillet, & Fluery, 2003; Werren, Baldo, & Clark, 2008). *Wolbachia* can cause cytoplasmic incompatibility, which acts as a reproductive barrier among species or strains (Bourtzis *et al.*, 1996; Fouillet *et al.*, 2000; Gotoh, Noda, & Hong, 2003; Werren *et al.*, 2008). However, it is possible to cure arthropods of *Wolbachia* with antibiotics, permitting interspecies hybridisation or inter-strain reproduction (Breeuwer & Werren, 1995). This can, for example, be exploited to create strains that cannot interbreed with native congeners, reducing ecological risk [e.g. predators and parasitoids (Floate, Kyei-Poku, & Coghlin, 2006; Machtelinckx *et al.*, 2009)].

Wolbachia is also implicated in thelytokous reproduction (female parthenogenesis) in numerous insect species, such as the *Drosophila* parasitoids *Asobara* and *Leptopilina* (Breeuwer & Werren, 1995; Dedeine *et al.*, 2001; Schidlo *et al.*, 2002; Kremer *et al.*, 2009), aphid parasitoids (Starý, 1999), and *Trichogramma* species (Stouthamer, Luck, & Hamilton, 1990; Stouthamer & Kazmer, 1994). Thelytoky is particularly significant for parasitoids in biocontrol because of its potential for increasing production of host-killing females. In addition, parthenogenesis induction by *Wolbachia* can be used as a tool for advanced genotypic selection, which exploits the gamete duplication mechanism that underlies parthenogenesis induction by *Wolbachia* and allows for fast selection of beneficial gene combinations in parasitoids for biocontrol (Russell & Stouthamer, 2011). In species that do not carry *Wolbachia*, intentional infection (Yamashita & Takahashi, 2018) can potentially be used to alter reproduction and life-history traits. Such transfection applications require careful testing, as *Wolbachia* phenotypes are not always the same between species (Veneti *et al.*, 2012). Also, *Wolbachia* can reduce the relative number of other potentially beneficial symbiotic bacteria (Audsley, Ye, & McGraw, 2017; Ye *et al.*, 2017) and conversely, other microbiota can outcompete *Wolbachia* (Kondo, Shimada, & Fukatsu, 2005; Goto, Anbutsu, & Fukatsu, 2006; Hughes, Rivero, & Rasgon, 2014; Rossi *et al.*, 2015). These competition dynamics within microbiomes (Brinker *et al.*, 2019; Gurung *et al.*, 2019) are an important consideration when releasing manipulated strains into the field, as is the fact that new microbes introduced *via* hosts may become permanent fixtures in their ecosystem.

V. CONCLUSIONS

- (1) It is a misconception that genetic solutions to biocontrol problems have been too complex to attempt, explaining the perceived 'lack of progress' in recent decades (Poppy & Powell, 2004; Lommen *et al.*, 2017; Kruitwagen *et al.*, 2018). Rather, the simpler approach of sourcing superior strains from nature has been more common, but this approach is now

severely restricted. Despite their general applicability, animal breeding techniques have not been exploited to their full potential in the biocontrol field.

- (2) As biocontrol agents need to perform in a complex ecological environment, this makes it hard to decide which traits to optimise, but we are progressively gaining more knowledge on this, for instance by applying modelling frameworks (Plouvier & Wajnberg, 2018).
- (3) Several novel genetic and genomic approaches are at hand, yet each application requires proper contextualisation for a realistic projection of success. Marker-based methods (such as field-tracking and strain identification) are already being implemented (Fig. 4A). Others are not yet in use but are imminently possible, such as integrating knowledge of genetic architecture to develop more effective breeding programs (Fig. 4B). Still others, such as genomic selection, are currently largely in the theoretical realm. This may be due to novel technologies being prohibitively labour intensive or expensive, or still requiring troubleshooting. The rapid development of genomic sequencing techniques and the resulting cost reductions (Wetterstrand, 2019) will find applications in biocontrol as they have in other biological fields and applications (Handelsman, 2004; Hudson, 2008; Tautz, Ellegren, & Weigel, 2010; Ashley, 2016; Hohenlohe *et al.*, 2018; Supple & Shapiro, 2018). Some applications are already successful, such as determining performance of released agents by characterising their diets. Furthermore, even in the more advanced applications, it is likely that a first success will lead to rapid embracement by the scientific community and industry, parallel to the development of the PCR technique and the human genome project. For example, a proof-of-principle study on genomic selection for a biocontrol agent would prove its feasibility even if cost and efficiency still need further optimisation (Xia, 2020; Xia *et al.*, 2020) (Fig. 4C).
- (4) Novel methodology to uncover the genetic architecture of life-history traits, in combination with increasing investment in research and development by biocontrol companies, will rapidly expand the knowledge base of the biocontrol field. Gene-editing techniques are a useful research tool for delineating this genetic architecture, but as the current biocontrol market depends on a reputation of using more traditional genetics methods, now is not the time to use gene-edited organisms in the field.
- (5) Knowledge about genetic variation can be used to design artificial selection programs, either by traditional selective breeding (White *et al.*, 1970; Ram & Sharma, 1977; Voroshilov, 1979; Roush & Hoy, 1981a; Hoy, 1986; Rosenheim & Hoy, 1988; Spollen & Hoy, 1992; Zhang *et al.*, 2018), or more sophisticated genomic selection (Xia, 2020; Xia *et al.*, 2020) or experimental evolution approaches (Lirakis & Magalhães, 2019). As strong directional

selection may also cause genetic impoverishment and increase vulnerability to pathogens and diseases, such approaches should always be designed to maintain sufficient genetic variation.

- (6) A caveat is that these approaches do have their limitations; for example, a founding population may lack sufficient genetic variation to select upon (Mackauer, 1976), and even best practices and intentions are not fool-proof (e.g. selection for higher host specificity *versus* unpredicted host shifts in the field; Follett *et al.*, 2000).
- (7) The aim of this review is to stimulate the application of genetic and genomic methodology in next-generation biological control. We hope that it will lead to an increasing awareness of the potential of biocontrol agent breeding among scientists, the biocontrol industry, growers, and the general public.

VI. ACKNOWLEDGEMENTS

The authors have collaborated within a 4-year EU-funded Marie Skłodowska-Curie Innovative Training Network (ITN) Breeding Invertebrates for Next Generation BioControl. This BINGO Innovative Training Network received funding from the European Union's Horizon 2020 research and innovation programme under the Marie Skłodowska-Curie grant agreement No 641456. We thank Martien Groenen and František Marec for their contributions to BINGO, Richard Stouthamer for textual improvements, and Eric Wajnberg for his extensive advice. We are also grateful to the referees, whose clear depth of knowledge and detailed reviews were invaluable.

VII. REFERENCES

- ABE, J. & PANNEBAKKER, B. A. (2017). Development of microsatellite markers and estimation of inbreeding frequency in the parasitoid wasp *Melittobia*. *Scientific Reports* **7**, 39879.
- ALPHEY, N. & BONSALE, M. B. (2018). Genetics-based methods for agricultural insect pest management. *Agricultural and Forest Entomology* **20**, 131–140.
- AMI, E. B., YUVAL, B. & JURKEVITCH, E. (2010). Manipulation of the microbiota of mass-reared Mediterranean fruit flies *Ceratitis capitata* (Diptera: Tephritidae) improves sterile male sexual performance. *ISME Journal* **4**, 28–37.
- ANDERSSON, L., HALEY, C. S., ELLEGREN, H., KNOTT, S. A., JOHANSSON, M., ANDERSSON, K., ANDERSSON-EKLUND, L., EDFORS-LILJA, I., FREDHOLM, M., HANSSON, I., *et al.* (1994). Genetic mapping of quantitative trait loci for growth and fatness in pigs. *Science* **263**, 1771–1774.
- ASHLEY, E. A. (2016). Towards precision medicine. *Nature Reviews Genetics* **17**, 507–522.
- AUDSLEY, M. D., YE, Y. H. & MCGRAW, E. A. (2017). The microbiome composition of *Aedes aegypti* is not critical for *Wolbachia*-mediated inhibition of dengue virus. *PLoS Neglected Tropical Diseases* **11**, e0005426.
- BAIRD, N. A., ETTER, P. D., ATWOOD, T. S., CURREY, M. C., SHIVER, A. L., LEWIS, Z. A., SELKER, E. U., CRESKO, W. A. & JOHNSON, E. A. (2008). Rapid SNP discovery and genetic mapping using sequenced RAD markers. *PLoS One* **3**, e3376.
- BAKER, D. A., LOXDALE, H. D. & EDWARDS, O. R. (2003). Genetic variation and founder effects in the parasitoid wasp, *Diaeretiella rapae* (M'Intosh) (Hymenoptera: Braconidae: Aphididae), affecting its potential as a biological control agent. *Molecular Ecology* **12**, 3303–3311.
- BAKER, B. P., GREEN, T. A. & LOKER, A. J. (2020). Biological control and integrated pest management in organic and conventional systems. *Biological Control* **140**, 104095.
- BALE, J., VAN LENTEREN, J. & BIGLER, F. (2008). Biological control and sustainable food production. *Philosophical Transactions of the Royal Society B: Biological Sciences* **363**, 761–776.
- BASTIDE, H., BETANCOURT, A., NOLTE, V., TOBLER, R., STÖBE, P., FUTSCHIK, A. & SCHLÖTTERER, C. (2013). A genome-wide, fine-scale map of natural pigmentation variation in *Drosophila melanogaster*. *PLoS Genetics* **9**, e1003534.
- BEHRENS, D., HUANG, Q., GESSNER, C., ROSENKRANZ, P., FREY, E., LOCKE, B., MORITZ, R. F. A. & KRAUS, F. B. (2011). Three QTL in the honey bee *Apis mellifera* L. suppress reproduction of the parasitic mite *Varroa destructor*. *Ecology and Evolution* **1**, 451–458.
- BENOIST, R., CHANTRE, C., CAPDEVIELLE-DULAC, C., BODET, M., MOUGEL, F., CALATAYUD, P. A., DUPAS, S., HUGUET, E., JEANNETTE, R., OBONYO, J., ODORICO, C., SILVAIN, J. F., LE RU, B. & KAISER, L. (2017). Relationship between oviposition, virulence gene expression and parasitism success in *Cotesia typhae* nov. sp. parasitoid strains. *Genetica* **145**, 469–479.
- BENTLEY, D. R. (2006). Whole-genome re-sequencing. *Current Opinion in Genetics and Development* **16**, 545–552.
- VAN DEN BERG, M., DUVENVOORDE, L., WANG, G., TRIBUHL, S., BUKOVINSKY, T., VET, L. E. M., DICKE, M. & SMID, H. M. (2011). Natural variation in learning and memory dynamics studied by artificial selection on learning rate in parasitic wasps. *Animal Behaviour* **81**, 325–333.
- BEUKEBOOM, L. W. & ZWAAN, B. J. (2007). Genetics. In *Insects as Natural Enemies*, pp. 167–218. Springer Netherlands, Dordrecht.
- BEUKEBOOM, L. W., NIEHUIS, O., PANNEBAKKER, B. A., KOEVOETS, T., GIBSON, J. D., SHUKER, D. M., VAN DE ZANDE, L. & GADAU, J. (2010). A comparison of recombination frequencies in intraspecific versus interspecific mapping populations of *Nasonia*. *Heredity* **104**, 302–309.
- BIELZA, P., BALANZA, V., CIFUENTES, D. & MENDOZA, J. E. (2020). Challenges facing arthropod biological control: identifying traits for genetic improvement of predators in protected crops. *Pest Management Science*. <https://doi.org/10.1002/ps.5857>.
- BLOSSEY, B. & SKINNER, L. (1999). Design and importance of post-release monitoring. In *Proceedings of the X International Symposium on Biological Control of Weeds*, pp. 4–10.
- BLUM, J. E., FISCHER, C. N., MILES, J. & HANDELSMAN, J. (2013). Frequent replenishment sustains the beneficial microbiome of *Drosophila melanogaster*. *MBio* **4**, e00860–e00813.
- BOCHDANOVITS, Z. & DE JONG, G. (2004). Antagonistic pleiotropy for life–history traits at the gene expression level. *Proceedings of the Royal Society of London, Series B: Biological Sciences* **271**, S75–S78.
- BON, M. C., JONES, W., HURARD, C., RIS, N., PICKETT, C., ESTOUP, A. & FAUVERGUE, X. (2008). Identification of 21 polymorphic microsatellites in the African parasitoid wasp, *Psytalia lounsburyi* (Silvestri) (Hymenoptera: Braconidae). *Molecular Ecology Resources* **8**, 930–932.
- VAN DEN BOSCH, R. (1971). Biological control of insects. *Annual Review of Ecology and Systematics* **2**, 45–66.
- BOURTZIS, K., NIRGIANAKI, A., MARKAKISA, G. & SAVAKIS, C. (1996). *Wolbachia* infection and cytoplasmic incompatibility in *Drosophila* species. *Genetics* **144**, 1063–1073.
- BREUWER, J. A. J. & WERREN, J. H. (1995). Hybrid breakdown between two haplodiploid species: the role of nuclear and cytoplasmic genes. *Evolution* **49**, 705–717.
- BRINKER, P., FONTAINE, M. C., BEUKEBOOM, L. W. & FALCAO SALLES, J. (2019). Host, symbionts, and the microbiome: the missing tripartite interaction. *Trends in Microbiology* **27**, 480–488.
- BROWN, P. M. J., INGELS, B., WHEATLEY, A., RHULE, E. L., DE CLERCQ, P., VAN LEEUWEN, T. & THOMAS, A. (2014). Intraguild predation by *Harmonia axyridis* (Coleoptera: Coccinellidae) on native insects in Europe: molecular detection from field samples. *Entomological Science* **18**, 130–133.
- BURR, B., BURR, F. A., THOMPSON, K. H., ALBERTSON, M. C. & STUBER, C. W. (1988). Gene mapping with recombinant inbreds in maize. *Genetics* **118**, 519–526.
- CALLAWAY, E. (2018). CRISPR plants now subject to tough GM laws in European Union. *Nature* **560**, 16.
- DE CLERCQ, P., VANDEWALLE, M. & TIRRY, L. (1998). Impact of inbreeding on performance of the predator *Podisus maculiventris*. *BioControl* **43**, 299–310.
- DE CLERCQ, P., MASON, P. G. & BABENDREIER, D. (2011). Benefits and risks of exotic biological control agents. *BioControl* **56**, 681–698.
- COCK, M. J. W., VAN LENTEREN, J. C., BRODEUR, J., BARRATT, B. I. P., BIGLER, F., BOLCKMANS, K., CÓN SOLI, F. L., HAAS, F., MASON, P. G. & PARRA, J. R. P. (2010). Do new access and benefit sharing procedures under the convention on Biological diversity threaten the future of biological control? *BioControl* **55**, 199–218.
- COELHO, A., RUGMAN-JONES, P. F., REIGADA, C., STOUTHAMER, R. & PARRA, J. R. P. (2016). Laboratory performance predicts the success of field releases in inbred lines of the egg parasitoid *Trichogramma pretiosum* (Hymenoptera: Trichogrammatidae). *PLoS One* **11**, e0146153.
- COLINET, H., NGUYEN, T. T. A., CLOUTIER, C., MICHAUD, D. & HANCE, T. (2007). Proteomic profiling of a parasitic wasp exposed to constant and fluctuating cold exposure. *Insect Biochemistry and Molecular Biology* **37**, 1177–1188.

- COLOMBARI, F. & BATTISTI, A. (2016). Native and introduced parasitoids in the biocontrol of *Dryocosmus kuriphilus* in Veneto (Italy). *EPPO Bulletin* **46**, 275–285.
- CONG, L., CHEN, F., YU, S., DING, L., YANG, J., LUO, R., TIAN, H., LI, H., LIU, H. & RAN, C. (2016). Transcriptome and difference analysis of fenpropathrin resistant predatory mite, *Neoseiulus barkeri* (Hughes). *International Journal of Molecular Sciences* **17**, 15–17.
- COOK, N., TRIVEDI, U., PANNEBAKKER, B. A., BLAXTER, M., RITCHIE, M. G., TAUBER, E., SNEDDON, T. & SHUKER, D. M. (2015). Oviposition but not sex allocation is associated with transcriptomic changes in females of the parasitoid wasp *Nasonia vitripennis*. *G3 Genes | Genomes | Genetics* **5**, 2885–2892.
- COOMBS, E. M. & McEVoy, P. B. (1999). Biological control of plant invaders: regional patterns, field experiments, and structured population models. *Ecological Applications* **9**, 387–401.
- COUDRON, T. A., YOCUM, G. D. & BRANDT, S. L. (2006). Nutrigenomics: a case study in the measurement of insect response to nutritional quality. *Entomologia Experimentalis et Applicata* **121**, 1–14.
- CROFT, B. A. & MEYER, R. H. (1973). Carbamate and organophosphorus resistance patterns in populations of *Amblyseius fallacis*. *Environmental Entomology* **2**, 691–696.
- CRUAUD, A., NIDELET, S., ARNAL, P., WEBER, A., FUSU, L., GUMOVSKY, A., HUBER, J., POLASZEK, A. & RASPLUS, J. Y. (2019). Optimized DNA extraction and library preparation for minute arthropods: application to target enrichment in chalcid wasps used for biocontrol. *Molecular Ecology Resources* **19**, 702–710.
- DAVEY, J. L. & BLAXTER, M. W. (2010). RADseq: next-generation population genetics. *Briefings in Functional Genomics* **4**, 416–423.
- DEDEINE, F., VAVRE, F., FLEURY, F., LOPPIN, B., HOCHBERG, M. E. & BOULETREAU, M. (2001). Removing symbiotic *Wolbachia* bacteria specifically inhibits oogenesis in a parasitic wasp. *Proceedings of the National Academy of Sciences of the United States of America* **98**, 6247–6252.
- DEKKERS, J. C. M. (2004). Commercial application of marker- and gene-assisted selection in livestock: strategies and lessons. *Journal of Animal Science* **82**(E-Suppl), E313–E328.
- DENNIS, A. B., PATEL, V., OLIVER, K. M. & VORBURGER, C. (2017). Parasitoid gene expression changes after adaptation to symbiont-protected hosts. *Evolution* **71**, 2599–2617.
- DEPLAZES-ZEMP, A., ABIVEN, S., SCHABER, P., SCHAEPMAN, M., SCHAEPMAN-STRUB, G., SCHMID, B., SHIMIZU, K. K. & ALTERMATT, F. (2018). The Nagoya protocol could backfire on the global south. *Nature Ecology and Evolution* **2**, 917–919.
- DESJARDINS, C. A., PERFECTI, F., BARTOS, J. D., ENDERS, L. S. & WERREN, J. H. (2010). The genetic basis of interspecies host preference differences in the model parasitoid *Nasonia*. *Heredity* **104**, 270–277.
- DICKE, M., CUSUMANO, A. & POELMAN, E. H. (2020). Microbial symbionts of parasitoids. *Annual Review of Entomology* **65**, 171–190.
- DRUKKER, B., JANSSEN, A., WILLEM, R. & SABELIS, M. W. (1997). Improved control capacity of the mite predator *Phytoseiulus persimilis* (Acari: Phytoseiidae) on tomato. *Experimental & Applied Acarology* **21**, 507–518.
- DUKAS, R. (2000). Potential fitness consequences of associative learning in a parasitoid wasp. *Behavioral Ecology* **11**, 536–543.
- DUNHAM, W. C. (2015). Evolution and future of biocontrol. In 10th Annual Biocontrol Industry Meeting (ABIM), Basel, Switzerland.
- EKBLOM, R. & WOLF, J. B. W. W. (2014). A field guide to whole-genome sequencing, assembly and annotation. *Evolutionary Applications* **7**, 1026–1042.
- FACON, B., HUFBAUER, R. A. A., TAYEH, A., LOISEAU, A., LOMBAERT, E., VITALIS, R., GUILLEMAUD, T., LUNDGREN, J. G. G. & ESTOUP, A. (2011). Inbreeding depression is purged in the invasive insect *Harmonia axyridis*. *Current Biology* **21**, 424–427.
- FAINO, L. & THOMMA, B. P. H. J. (2014). Get your high-quality low-cost genome sequence. *Trends in Plant Science* **19**, 288–291.
- FALCONER, D. S. & MACKAY, T. F. C. (1996). *Introduction to Quantitative Genetics*. Longman, London.
- FÉLIX, M. A. & BARKOULAS, M. (2015). Pervasive robustness in biological systems. *Nature Reviews Genetics* **16**, 483–496.
- FERGUSON, K. B. (2020). Know your enemy: genomes of biological control agents. PhD thesis, Wageningen University. <https://doi.org/10.18174/511993>.
- FERGUSON, K. B., KURSCH-METZ, T., VERHULST, E. C. & PANNEBAKKER, B. A. (2020). Hybrid genome assembly and evidence-based annotation of the egg parasitoid and biological control agent *Trichogramma brassicae*. *G3: Genes | Genomes | Genetics*.
- FLOATE, K. D., KYEI-POKU, G. K. & COGHILIN, P. C. (2006). Overview and relevance of *Wolbachia* bacteria in biocontrol research. *Biocontrol Science and Technology* **16**, 767–788.
- FOLLETT, P. A., DUAN, J., MESSING, R. H. & JONES, V. P. (2000). Parasitoid drift after biological control introductions: re-examining Pandora's box. *American Entomologist* **46**, 82–94.
- FOUILLET, P., BOULETREAU, M., VAVRE, F., FLEURY, F. & VARALDI, J. (2000). Evidence for female mortality in *Wolbachia*-mediated cytoplasmic incompatibility in haplodiploid insects: epidemiologic and evolutionary consequences. *Evolution* **54**, 191–200.
- GARIEPY, T. D., KUHLMANN, U., GILLOTT, C. & ERLANDSON, M. (2007). Parasitoids, predators and PCR: the use of diagnostic molecular markers in biological control of arthropods. *Journal of Applied Entomology* **131**, 225–240.
- GARIEPY, T. D., KUHLMANN, U., GILLOTT, C. & ERLANDSON, M. (2008). A large-scale comparison of conventional and molecular methods for the evaluation of host-parasitoid associations in non-target risk-assessment studies. *Journal of Applied Ecology* **45**, 708–715.
- GARIEPY, V., BOIVIN, G. & BRODEUR, J. (2014). Why two species of parasitoids showed promise in the laboratory but failed to control the soybean aphid under field conditions. *Biological Control* **80**, 1–7.
- GEDEN, C. J., SMITH, L., LONG, S. J. & RUTZ, D. A. (1992). Rapid deterioration of searching behavior, host destruction, and fecundity of the parasitoid *Muscidifurax raptor* (Hymenoptera: Pteromalidae) in culture. *Annals of the Entomological Society of America* **85**, 179–187.
- GEIB, S. M., LIANG, G. H., MURPHY, T. D. & SIM, S. B. (2017). Whole genome sequencing of the braconid parasitoid wasp *Fopius arisanus*, an important biocontrol agent of pest tephritid fruit flies. *G3 Genes | Genomes | Genetics* **7**, 2407–2411.
- GOMIERO, T., PIMENTEL, D. & PAOLETTI, M. G. (2011). Environmental impact of different agricultural management practices: conventional vs. organic agriculture. *Critical Reviews in Plant Sciences* **30**, 95–154.
- GOTO, S., ANBUTSU, H. & FUKATSU, T. (2006). Asymmetrical interactions between *Wolbachia* and *Spiroplasma* endosymbionts coexisting in the same insect host. *Applied and Environmental Microbiology* **72**, 4805–4810.
- GOTOH, T., NODA, H. & HONG, X. Y. (2003). *Wolbachia* distribution and cytoplasmic incompatibility based on a survey of 42 spider mite species (Acari: Tetranychidae) in Japan. *Heredity* **91**, 208–216.
- DE GRAAF, D. C., AERTS, M., BRUNAIN, M., DESJARDINS, C. A., JACOBS, F. J., WERREN, J. H. & DEVREESE, B. (2010). Insights into the venom composition of the ectoparasitoid wasp *Nasonia vitripennis* from bioinformatic and proteomic studies. *Insect Molecular Biology* **19**, 11–26.
- GRAU, T., VILCINSKAS, A. & JOOP, G. (2017). Probiotic *Enterococcus mundtii* isolate protects the model insect *Tribolium castaneum* against *Bacillus thuringiensis*. *Frontiers in Microbiology* **8**, 1261.
- GRBI, M., VAN LEEUWEN, T., CLARK, R. M., ROMBAUTS, S., ROUZÉ, P., GRBI, V., OSBORNE, E. J., DERMAUW, W., THI NGOC, P. C., ORTEGO, F., HERNÁNDEZ-CRESPO, P., DIAZ, I., MARTINEZ, M., NAVAJAS, M., SUCENA, É., MAGALHES, S., NAGY, L., PACE, R. M., DJURANOVI, S., SMAGGHE, G., IGA, M., CHRISTIAENS, O., VEENSTRA, J. A., EWER, J., VILLALOBOS, R. M., HUTTER, J. L., HUDSON, S. D., VELEZ, M., YI, S. V., ZENG, J., PIRES-DASILVA, A., ROCH, F., CAZAUX, M., NAVARRO, M., ZHUROV, V., ACEVEDO, G., BJELICA, A., FAWCETT, J. A., BONNET, E., MARTENS, C., BAELE, G., WISSLER, L., SANCHEZ-RODRIGUEZ, A., TIRRY, L., BLAIS, C., DEMEESTERE, K., HENZ, S. R., GREGORY, T. R., MATHIEU, J., VERDON, L., FARINELLI, L., SCHMUTZ, J., LINQUIST, E., FEYEREISEN, R. & VAN DE PEER, Y. (2011). The genome of *Tetranychus urticae* reveals herbivorous pest adaptations. *Nature* **479**, 487–492.
- GROSS, M. (2013). EU ban puts spotlight on complex effects of neonicotinoids. *Current Biology* **23**, R462–R464.
- GURUNG, K., WERTHEIM, B. & FALCAO SALLES, J. (2019). The microbiome of pest insects: it is not just bacteria. *Entomologia Experimentalis et Applicata* **167**, 156–170.
- HANDELSMAN, J. (2004). Metagenomics: application of genomics to uncultured microorganisms. *Microbiology and Molecular Biology Reviews* **68**, 669–685.
- HASSAN, S. A. (1994). Strategies to select *Trichogramma* species for use in biological control. In *Biological Control with Egg Parasitoids* (eds E. Wajnberg and S. Hassan), pp. 55–71. CAB International, Wallingford.
- HASSAN, S. A. & GUO, M. F. (1991). Selection of effective strains of egg parasites of the genus *Trichogramma* (Hym., Trichogrammatidae) to control the European corn borer *Ostrinia nubilalis* Hb. (Lep., Pyralidae). *Journal of Applied Entomology* **111**, 335–341.
- HAYES, B. J., BOWMAN, P. J., CHAMBERLAIN, A. C., VERBYLA, K. & GODDARD, M. E. (2009). Accuracy of genomic breeding values in multi-breed dairy cattle populations. *Genetics Selection Evolution* **41**, 51.
- HEIMPEL, G. E. & MILLS, N. J. (2017). *Biological Control: Ecology and Applications*. Cambridge University Press, Cambridge.
- HEIN, S., POETHKE, H. J. & DORN, S. (2009). What stops the 'diploid male vortex'?—a simulation study for species with single locus complementary sex determination. *Ecological Modelling* **220**, 1663–1669.
- HERTZ-PICCIOTTO, I., SASS, J. B., ENGEL, S., BENNETT, D. H., BRADMAN, A., ESKENAZI, B., LANPHEAR, B. & WHYATT, R. (2018). Organophosphate exposures during pregnancy and child neurodevelopment: recommendations for essential policy reforms. *PLoS Medicine* **15**, e1002671.
- HOEDJES, K. M., SMID, H. M., VET, L. E. M. & WERREN, J. H. (2014). Introgression study reveals two quantitative trait loci involved in interspecific variation in memory retention among *Nasonia* wasp species. *Heredity* **113**, 542–550.
- HOEDJES, K. M., SMID, H. M., SCHIJLEN, E. G. W. M., VET, L. E. M. & VAN VUGT, J. J. F. A. (2015). Learning-induced gene expression in the heads of two *Nasonia* species that differ in long-term memory formation. *BMC Genomics* **16**, 162.

- HOELMER, K. A. & KIRK, A. A. (2005). Selecting arthropod biological control agents against arthropod pests: can the science be improved to decrease the risk of releasing ineffective agents? *Biological Control* **34**, 255–264.
- HOHENLOHE, P. A., HAND, B. K., ANDREWS, K. R. & LUIKART, G. (2018). Population genomics provides key insights in ecology and evolution. In *Population Genomics* (ed. O. RAJORA), pp. 483–510. Springer, Cham.
- HOOGENDOORN, M. & HEIMPEL, G. E. (2001). PCR-based gut content analysis of insect predators: using ribosomal ITS-1 fragments from prey to estimate predation frequency. *Molecular Ecology* **10**, 2059–2067.
- HOPPER, R., POWELL, W., ROUSH, R. T. & POWELL, W. (1993). Management of genetics of biological-control introductions. *The Annual Review of Entomology* **38**, 27–51.
- HOY, M. A. (1985). Improving establishment of arthropod natural enemies. In *Biological Control in Agriculture IPM Systems* (eds M. HOY and D. HERZO), pp. 155–166. Academic Press, New York.
- HOY, M. A. (1986). Use of genetic improvement in biological control. *Agriculture, Ecosystems and Environment* **15**, 109–119.
- HSU, P. D., LANDER, E. S. & ZHANG, F. (2014). Development and applications of CRISPR-Cas9 for genome engineering. *Cell* **157**, 1262–1278.
- HUDSON, M. E. (2008). Sequencing breakthroughs for genomic ecology and evolutionary biology. *Molecular Ecology Resources* **8**, 3–17.
- HUFBAUER, R. A. & RODERICK, G. K. (2005). Microevolution in biological control: mechanisms, patterns, and processes. *Biological Control* **35**, 227–239.
- HUGHES, G. L., RIVERO, A. & RASGON, J. L. (2014). *Wolbachia* can enhance *Plasmodium* infection in mosquitoes: implications for malaria control? *PLoS Pathogens* **10**, e1004182.
- HUIGENS, M. E., PASHALIDOU, F. G., QIAN, M.-H., BUKOVINSKY, T., SMID, H. M., VAN LOON, J. J. A., DICKE, M. & FATOUROS, N. E. (2009). Hitch-hiking parasitic wasp learns to exploit butterfly antiaphrodisiac. *Proceedings of the National Academy of Sciences of the United States of America* **106**, 820–825.
- HUNT, E. J., LOOMANS, A. J. M. & KUHLMANN, U. (2011). An international comparison of invertebrate biological control agent regulation: what can Europe learn? In *Regulation of Biological Control Agents*, pp. 79–112. Springer Netherlands, Dordrecht.
- JAMIN, A. R. & VORBURGER, C. (2019). Estimating costs of aphid resistance to parasitoids conferred by a protective strain of the bacterial endosymbiont *Regiella insecticola*. *Entomologia Experimentalis et Applicata* **167**, 252–260.
- JANSON, E. M., STIREMAN, J. O., SINGER, M. S. & ABBOT, P. (2008). Phytophagous insect-microbe mutualisms and adaptive evolutionary diversification. *Evolution* **62**, 997–1012.
- KAMIMURA, Y., ABE, J., FERREIRA, R. L. & YOSHIZAWA, K. (2019). Microsatellite markers developed using a next-generation sequencing technique for *Neotrogla* spp. (Psocodea: Prionoglarididae), cave dwelling insects with sex-reversed genitalia. *Entomological Science* **22**, 48–55.
- KIM, J. & KIM, J. S. (2016). Bypassing GMO regulations with CRISPR gene editing. *Nature Biotechnology* **34**, 1014–1015.
- KONDO, N., SHIMADA, M. & FUKATSU, T. (2005). Infection density of *Wolbachia* endosymbiont affected by co-infection and host genotype. *Biology Letters* **1**, 488–491.
- KOSKINIOTI, P., RAS, E., AUGUSTINOS, A. A., TSIAMIS, G., BEUKEBOOM, L. W., CACERES, C. & BOURTZIS, K. (2019). The effects of geographic origin and antibiotic treatment on the gut symbiotic communities of *Bactrocera oleae* populations. *Entomologia Experimentalis et Applicata* **167**, 197–208.
- KOSKINIOTI, P., RAS, E., AUGUSTINOS, A. A., BEUKEBOOM, L. W., MATHIOPOULOS, K. D., CACERES, C. & BOURTZIS, K. (2020a). Manipulation of insect gut microbiota towards the improvement of *Bactrocera oleae* artificial rearing. *Entomologia Experimentalis et Applicata* **168**, 523–540.
- KOSKINIOTI, P., RAS, E., AUGUSTINOS, A. A., BEUKEBOOM, L. W., MATHIOPOULOS, K. D., CACERES, C. & BOURTZIS, K. (2020b). The impact of fruit fly gut bacteria on the rearing of the parasitic wasp, *Diachasmimorpha longicaudata*. *Entomologia Experimentalis et Applicata* **168**, 541–559.
- KRAAIJEVELD, K., OOSTRA, V., LIEFTING, M., WERTHEIM, B., DE MEIJER, E. & ELLERS, J. (2018). Regulatory and sequence evolution in response to selection for improved associative learning ability in *Nasonia vitripennis*. *BMC Genomics* **19**, 892.
- KRAAIJEVELD, K., NELEMAN, P., MARIEN, J., DE MEIJER, E. & ELLERS, J. (2019). Genomic resources for *Goniozus legneri*, *Aleochara bilineata* and *Pygkullia maculata*, representing three independent origins of the parasitoid lifestyle in insects. *G3 Genes | Genomes | Genetics* **9**, 987–991.
- KREHENWINKEL, H., KENNEDY, S., PEKAR, S. & GILLESPIE, R. G. (2017). A cost-efficient and simple protocol to enrich prey DNA from extractions of predatory arthropods for large-scale gut content analysis by Illumina sequencing. *Methods in Ecology and Evolution* **8**, 126–134.
- KREMER, N., CHARIF, D., HENRI, H., BATAILLE, M., PRÉVOST, G., KRAAIJEVELD, K. & VAVRE, F. (2009). A new case of *Wolbachia* dependence in the genus *Asobara*: evidence for parthenogenesis induction in *Asobara japonica*. *Heredity* **103**, 248–256.
- KRUIDHOF, H. M., KOSTENKO, O., SMID, H. M. & VET, L. E. M. (2019). Integrating parasitoid olfactory conditioning in augmentative biological control: potential impact, possibilities, and challenges. *Frontiers in Ecology and Evolution* **7**, 84.
- KRUITWAGEN, A., BEUKEBOOM, L. W. & WERTHEIM, B. (2018). Optimization of native biocontrol agents, with parasitoids of the invasive pest *Drosophila suzukii* as an example. *Evolutionary Applications* **11**, 1473–1497.
- LANDE, R. & THOMPSON, R. (1990). Efficiency of marker-assisted selection in the improvement of quantitative traits. *Genetics* **124**, 743–756.
- LEE, P. L. M. (2017). DNA amplification in the field: move over PCR, here comes LAMP. *Molecular Ecology Resources* **17**, 138–141.
- VAN LENTEREN, J. C., BOLCKMANS, K., KÖHL, J., RAVENSBERG, W. J. & URBANEJA, A. (2018). Biological control using invertebrates and microorganisms: plenty of new opportunities. *BioControl* **63**, 39–59.
- LEUNG, K., VAN DE ZANDE, L. & BEUKEBOOM, L. W. (2019). Life history traits of the whiting polyplod line of the non-CSD parasitoid *Nasonia vitripennis*. *Entomologia Experimentalis et Applicata* **167**, 655–669.
- LI, H.-S., PAN, C., DE CLERCQ, P., ŚLIPISKI, A. & PANG, H. (2016). Variation in life history traits and transcriptome associated with adaptation to diet shifts in the ladybird *Cryptolaemus montrouzieri*. *BMC Genomics* **17**, 281.
- LIRAKIS, M. & MÁGALHES, S. (2019). Does experimental evolution produce better biological control agents? *Entomologia Experimentalis et Applicata* **167**, 584–597.
- LOMMEN, S. T. E., DE JONG, P. W. & PANNEBAKKER, B. A. (2017). It is time to bridge the gap between exploring and exploiting: prospects for utilizing intraspecific genetic variation to optimize arthropods for augmentative pest control – a review. *Entomologia Experimentalis et Applicata* **162**, 108–123.
- LOOMANS, A. (2007). *Regulation of invertebrate Biological Control Agents in Europe: review and recommendations in its pursuit of a harmonised regulatory system*. Report EU project REBECA [Regulation of Biological Control Agents].
- LOPES, M. S., BOVENHUIS, H., HIDALGO, A. M., VAN ARENDONK, J. A. M., KNOL, E. F. & BASTIAANSEN, J. W. M. (2017). Genomic selection for crossbred performance accounting for breed-specific effects. *Genetics Selection Evolution* **49**, 51.
- LUAN, T., WOOLLIAMS, J. A., LIEN, S., KENT, M., SVENDSEN, M. & MEUISSSEN, T. H. E. (2009). The accuracy of genomic selection in Norwegian red cattle assessed by cross-validation. *Genetics* **183**, 1119–1126.
- LYNCH, M. & WALSH, B. (1998). *Genetics and Analysis of Quantitative Traits*. Sinauer Associates, Inc, Sunderland.
- MACHTELINGCK, T., VAN LEEUWEN, T., VANHOLME, B., GEHESQUIÈRE, B., DERMAUW, W., VANDEKERKHOVE, B., GHEYSEN, G. & DE CLERCQ, P. (2009). *Wolbachia* induces strong cytoplasmic incompatibility in the predatory bug *Macrolophus pygmaeus*. *Insect Molecular Biology* **18**, 373–381.
- MACKAUER, M. (1976). Genetic problems in the production of biological control agents. *Annual Review of Entomology* **21**, 369–385.
- MALAUSSA, J. C., BLANCHET, A., BON, M. C., CHEYPE-BUCHMANN, S., GROUSSIER-BOUT, G., JONES, W., PICKETT, C., RIS, N., ROCHE, M., THAON, M. & FAUVERGUE, X. (2010). Introduction of the African parasitoid *Pythalia lounsburyi* in south of France for the classical biological control of *Bactrocera oleae*. *IOBC/WPRS Bulletin* **59**, 163–170.
- MALLAPATY, S. (2019). Australian gene-editing rules adopt ‘middle ground’. *Nature News*. <https://www.nature.com/articles/d41586-019-01282-8> [accessed 22 October 2019].
- MANSUR, L. M., LARK, K. G., KROSS, H. & OLIVEIRA, A. (1993). Interval mapping of quantitative trait loci for reproductive, morphological, and seed traits of soybean (*Glycine max* L.). *Theoretical and Applied Genetics* **86**, 907–913.
- MASON, P. G., COCK, M. J. W., BARRATT, B. I. P., KLAUWIJK, J. N., VAN LENTEREN, J. C., BRODEUR, J., HOELMER, K. A. & HEIMPEL, G. E. (2018). Best practices for the use and exchange of invertebrate biological control genetic resources relevant for food and agriculture. *BioControl* **63**, 149–154.
- MEUISSSEN, T. H., HAYES, B. J. & GODDARD, M. E. (2001). Prediction of total genetic value using genome-wide dense marker maps. *Genetics* **157**, 1819–1829.
- MICHALAK, P., KANG, L., SCHOU, M. F., GARNER, H. R. & LOESCHKE, V. (2019). Genomic signatures of experimental adaptive radiation in *Drosophila*. *Molecular Ecology* **28**, 600–614.
- MILLS, N. J. & KEAN, J. M. (2010). Behavioral studies, molecular approaches, and modeling: methodological contributions to biological control success. *Biological Control* **52**, 255–262.
- MİYATAKE, T. (1997). Genetic trade-off between early fecundity and longevity in *Bactrocera cucurbitae* (Diptera: Tephritidae). *Heredity* **78**, 93–100.
- MOUSSEAU, T. A. & ROFF, D. A. (1987). Natural selection and the heritability of fitness components. *Heredity* **59**, 181–197.
- NARANG, S. K., BARTLETT, A. C. & FAUST, R. M. (1993). *Applications of Genetics to Arthropods of Biological Control Significance*. CRC Press, Boca Raton.
- NGUYEN, V. H., JONCKHEERE, W., NGUYEN, D. T., DE MORAES, G. J., VAN LEEUWEN, T. & DE CLERCQ, P. (2019). Phytoseiid mites prey effectively on thrips eggs: evidence from predation trials and molecular analyses. *Biological Control* **137**, 104012.
- NIEHUIS, O., GIBSON, J. D., ROSENBERG, M. S., PANNEBAKKER, B. A., KOEVOETS, T., JUDSON, A. K., DESJARDINS, C. A., KENNEDY, K., DUGGAN, D., BEUKEBOOM, L. W., VAN DE ZANDE, L., SHUKER, D. M., WERREN, J. H., GADAU, J., et al. (2010). Recombination and its impact on the genome of the haplodiploid parasitoid wasp *Nasonia*. *PLoS One* **5**, e8597.

- NISHIMURA, O., BRILLADA, C., YAZAWA, S., MAFFEI, M. E. & ARIMURA, G. I. (2012). Transcriptome pyrosequencing of the parasitoid wasp *Cotesia vestalis*: genes involved in the antennal odorant-sensory system. *PLoS One* **7**, e50664.
- NOMIKOU, M., JANSSEN, A., SCHRAAG, R. & SABELIS, M. W. (2001). Phytoseiid predators as potential biological control agents for *Bemisia tabaci*. *Experimental and Applied Acarology* **25**, 271–291.
- NOMIKOU, M., JANSSEN, A. & SABELIS, M. W. (2003). Phytoseiid predators of whiteflies feed and reproduce on non-prey food sources. *Experimental and Applied Acarology* **31**, 15–26.
- NUNNEY, L. (2003). Managing captive populations for release: a population-genetic perspective. In *Quality Control and Production of Biological Control Agents: Theory and Testing Procedures* (ed. J. C. VAN LENTEREN), pp. 73–88. CABI International, Wallingford.
- OLIVER, K. M., MORAN, N. A. & HUNTER, M. S. (2005). Variation in resistance to parasitism in aphids is due to symbionts not host genotype. *Proceedings of the National Academy of Sciences of the United States of America* **102**, 12795–12800.
- OLIVER, K. M., MORAN, N. A. & HUNTER, M. S. (2006). Costs and benefits of a superinfection of facultative symbionts in aphids. *Proceedings of the Royal Society B: Biological Sciences* **273**, 1273–1280.
- OXLEY, P. R., SPIVAK, M. & OLDROYD, B. P. (2010). Six quantitative trait loci influence task thresholds for hygienic behaviour in honeybees (*Apis mellifera*). *Molecular Ecology* **19**, 1452–1461.
- PAGE, R. E., FONDRK, M. K., HUNT, G. J., GUZMAN-NOVOA, E., HUMPHRIES, M. A., NGUYEN, K. & GREENE, A. S. (2000). Genetic dissection of honeybee (*Apis mellifera* L.) foraging behavior. *Journal of Heredity* **91**, 474–479.
- PANNEBAKKER, B. A., BEUKEBOOM, L. W., VAN ALPHEN, J. J. M., BRAKEFIELD, P. M. & ZWAAN, B. J. (2004). The genetic basis of male fertility in relation to haplodiploid reproduction in *Leptopilina clavipes* (Hymenoptera: Figitidae). *Genetics* **168**, 341–349.
- PANNEBAKKER, B. A., WATT, R., KNOTT, S. A., WEST, S. A. & SHUKER, D. M. (2011). The quantitative genetic basis of sex ratio variation in *Nasonia vitripennis*: a QTL study. *Journal of Evolutionary Biology* **24**, 12–22.
- PANNEBAKKER, B. A., TRIVEDI, U., BLAXTER, M. A., WATT, R. & SHUKER, D. M. (2013). The transcriptomic basis of oviposition behaviour in the parasitoid wasp *Nasonia vitripennis*. *PLoS One* **8**, e68608.
- PAOLUCCI, S., SALIS, L., VERMEULEN, C. J., BEUKEBOOM, L. W. & VAN DE ZANDE, L. (2016). QTL analysis of the photoperiodic response and clinal distribution of period alleles in *Nasonia vitripennis*. *Molecular Ecology* **25**, 4805–4817.
- PAPANICOLAOU, A., SCHETELIG, M. F., ARENSBURGER, P., ATKINSON, P. W., BENOIT, J. B., BOURTIZIS, K., CASTAÑERA, P., CAVANAUGH, J. P., CHAO, H., CHILDERS, C., CURRIL, L., DINH, H., DODDAPANANI, H. V., DOLAN, A., DUGAN, S., et al. (2017). The whole genome sequence of the Mediterranean fruit fly, *Ceratitis capitata* (Wiedemann), reveals insights into the biology and adaptive evolution of a highly invasive pest species. *Genome Biology* **18**, 192.
- PASPATI, A., FERGUSON, K. B., VERHULST, E. C., URBANEJA, A., GONZÁLEZ-CABRERA, J. & PANNEBAKKER, B. A. (2019). Effect of mass rearing on the genetic diversity of the predatory mite *Amblyseius svirskii* Athias-Henriot (Acari: Phytoseiidae). *Entomologia Experimentalis et Applicata* **167**, 670–681.
- PIZZOL, J., PINTUREAU, B., KHOUALDIA, O. & DESNEUX, N. (2010). Temperature-dependent differences in biological traits between two strains of *Trichogramma cacoeciae* (Hymenoptera: Trichogrammatidae). *Journal of Pest Science* **83**, 447–452.
- PLQUIER, W. N. & WAJNBERG, E. (2018). Improving the efficiency of augmentative biological control with arthropod natural enemies: a modeling approach. *Biological Control* **125**, 121–130.
- POPPY, G. M. & POWELL, W. (2004). Genetic manipulation of natural enemies: can we improve biological control by manipulating the parasitoid and/or the plant? In *Genetics, Evolution and Biological Control* (eds T. EHLER, L. E. SRORZA and R. MATEILLE), pp. 219–233. CABI International, Wallingford.
- PRATT, A. J. & MACRAE, I. J. (2009). The RNA-induced silencing complex: a versatile gene-silencing machine. *Journal of Biological Chemistry* **284**, 17897–17901.
- VAN DER PUTTEN, W. H., VET, L. E. M., HARVEY, J. A. & WÄCKERS, F. (2001). Linking above- and belowground multitrophic interactions of plants, herbivores, pathogens, and their antagonists. *Trends in Ecology & Evolution* **16**, 547–554.
- RAHMANI, H., HOFFMANN, D., WALZER, A. & SCHAUSBERGER, P. (2009). Adaptive learning in the foraging behavior of the predatory mite *Phytoseiulus persimilis*. *Behavioral Ecology* **20**, 946–950.
- RAM, A. & SHARMA, A. K. (1977). Selective breeding for improving the fecundity and sex ratio of *Trichogramma fasciatum* (Perkins) (Trichogrammatidae: Hymenoptera), an egg parasite of lepidopterous hosts. *Entomology* **2**, 133–137.
- RAS, E., BEUKEBOOM, L. W., CÁCERES, C. & BOURTIZIS, K. (2017). Review of the role of gut microbiota in mass rearing of the olive fruit fly, *Bactrocera oleae*, and its parasitoids. *Entomologia Experimentalis et Applicata* **164**, 237–256.
- RASMUSSEN, L. B., JENSEN, K., SØRENSEN, J. G., SVERRISDÓTTIR, E., NIELSEN, K. L., OVERGAARD, J., HOLMSTRUP, M. & KRISTENSEN, T. N. (2018). Are commercial stocks of biological control agents genetically depauperate? – A case study on the pirate bug *Orius majusculus* Reuter. *Biological Control* **127**, 31–38.
- RETAMAL, R., ZAVIEZO, T., MALAUSA, T., FAUVERGUE, X., LE GOFF, I. & TOLEUBAYEV, K. (2016). Genetic analyses and occurrence of diploid males in field and laboratory populations of *Mastrus videns* (Hymenoptera: Ichneumonidae), a parasitoid of the codling moth. *Biological Control* **101**, 69–77.
- RICHARDS, S. & MURALI, S. C. (2015). Best practices in insect genome sequencing: what works and what doesn't. *Current Opinion in Insect Science* **7**, 1–7.
- RODERICK, G. K. & NAVAJAS, M. (2003). Genes in new environments: genetics and evolution in biological control. *Nature Reviews Genetics* **4**, 889–899.
- RODRIGUEZ-SAONA, C. & MILLER, J. C. (1995). Life history traits in *Hippodamia convergens* (Coleoptera: Coccinellidae) after selection for fast development. *Biological Control* **5**, 389–396.
- ROFF, D. A. (2007). Contributions of genomics to life-history theory. *Nature Reviews Genetics* **8**, 116–125.
- ROSENHEIM, J. A. & HOY, M. A. (1988). Genetic improvement of a parasitoid biological control agent: artificial selection for insecticide resistance in *Aphytis melinus* (Hymenoptera: Aphelinidae). *Journal of Economic Entomology* **81**, 1539–1550.
- ROSSI, A., KONTARAKIS, Z., GERRI, C., NOLTE, H., HÖLPER, S., KRÜGER, M. & STANIER, D. Y. R. (2015). Genetic compensation induced by deleterious mutations but not gene knockdowns. *Nature* **524**, 230–233.
- ROTHACHER, L., FERRER-SUAY, M. & VORBURGER, C. (2016). Bacterial endosymbionts protect aphids in the field and alter parasitoid community composition. *Ecology* **97**, 1712–1723.
- ROUGERIE, R., SMITH, M. A., FERNANDEZ-TRIANA, J., LOPEZ-VAAMONDE, C., RATNASINGHAM, S. & HEBERT, P. D. N. (2011). Molecular analysis of parasitoid linkages (MAPL): gut contents of adult parasitoid wasps reveal larval host. *Molecular Ecology* **20**, 179–186.
- ROUSCH, R. (1990). Genetic variation in natural enemies: critical issues for colonization in biological control. In *Critical Issues in Biological Control* (eds M. MACKAUER, L. E. EHLER and J. ROLAND), pp. 563–588. Intercept, Andover.
- ROUSH, R. T. & DALY, J. C. (1990). The role of population genetics in resistance research and management. In *Pesticide Resistance in Arthropods* (eds R. T. ROUSH and B. E. TABASHNIK), pp. 97–152. Springer, Boston.
- ROUSH, R. & HOY, M. (1980). Selection improves Sevin resistance in spider mite predator. *California Agriculture* **34**, 11–14.
- ROUSH, R. T. & HOY, M. A. (1981a). Genetic improvement of *Metaseiulus occidentalis*: selection with methomyl, dimethoate, and carbaryl and genetic analysis of carbaryl resistance. *Journal of Economic Entomology* **74**, 138–141.
- ROUSH, R. T. & HOY, M. A. (1981b). Laboratory, glasshouse, and field studies of artificially selected carbaryl resistance in *Metaseiulus occidentalis*. *Journal of Economic Entomology* **74**, 142–147.
- ROUTRAY, S., DEY, D., BARAL, S., DAS, A. P. & MAHANTHESHWARA, B. (2016). Genetic improvement of natural enemies: a review. *Agricultural Reviews* **37**, 325–332.
- RUGMAN-JONES, P. F. & STOUTHAMER, R. (2017). High-resolution melt analysis without DNA extraction affords rapid genotype resolution and species identification. *Molecular Ecology Resources* **17**, 598–607.
- RUSSELL, J. E. & STOUTHAMER, R. (2011). The genetics and evolution of obligate reproductive parasitism in *Trichogramma pretiosum* infected with parthenogenesis-inducing *Wolbachia*. *Heredity* **106**, 58–67.
- SÁNCHEZ-ROSARIO, M., PEREZ-STAPLES, D., TOLEDO, J., VALLE-MORA, J. & LIEDO, P. (2017). Artificial selection on mating competitiveness of *Anastrepha ludens* for sterile insect technique application. *Entomologia Experimentalis et Applicata* **162**, 133–147.
- SCHAUSBERGER, P., WALZER, A., HOFFMANN, D., RAHMANI, H., BEHAVIOUR, S., JUNE, N., SCHAUSBERGER, P., WALZER, A., HOFFMANN, D. & RAHMANI, H. (2010). Food imprinting revisited: early learning in foraging predatory mites. *Behaviour* **147**, 883–897.
- SCHIDLO, N., PANNEBAKKER, B., ZWAAN, B., BEUKEBOOM, L. & VAN ALPHEN, J. (2002). Curing thelytoky in the *Drosophila* parasitoid *Leptopilina clavipes* (Hymenoptera: Figitidae). *Proceedings of the Section Experimental and Applied Entomology of the Netherlands Entomological Society* **13**, 93–96.
- SCHLÖTTERER, C., TOBLER, R., KOFLER, R. & NOLTE, V. (2014). Sequencing pools of individuals—mining genome-wide polymorphism data without big funding. *Nature Reviews Genetics* **15**, 749–763.
- SCHMID, M., SIEBER, R., ZIMMERMANN, Y. S. & VORBURGER, C. (2012). Development, specificity and sublethal effects of symbiont-conferred resistance to parasitoids in aphids. *Functional Ecology* **26**, 207–215.
- SCHULER, H., BERTHEAU, C., EGAN, S. P., FEDER, J. L., RIEGLER, M., SCHLICK-STEINER, B. C., STEINER, F. M., JOHANNESSEN, J., KERN, P., TUBA, K., LAKATOS, F., KÖPPLER, K., ARTHOFER, W. & STAUFFER, C. (2013). Evidence for a recent horizontal transmission and spatial spread of *Wolbachia* from endemic *Rhagoletis cerasi* (Diptera: Tephritidae) to invasive *Rhagoletis cingulata* in Europe. *Molecular Ecology* **22**, 4101–4111.
- SØRENSEN, J. G., ADDISON, M. F. & TERBLANCHE, J. S. (2012). Mass-rearing of insects for pest management: challenges, synergies and advances from evolutionary physiology. *Crop Protection* **38**, 87–94.

- SPOLLEN, K. M. & HOY, M. A. (1992). Genetic improvement of an arthropod natural enemy: relative fitness of a carbaryl-resistant strain of the California red scale parasite *Aphytis melinus* DeBach. *Biological Control* **2**, 87–94.
- STAHL, J. M., GARIPEY, T. D., BEUKEBOOM, L. W. & HAYE, T. (2019). A molecular tool to identify *Anastatus* parasitoids of the brown marmorated stink bug. *Entomologia Experimentalis et Applicata* **167**, 692–700.
- STARÝ, P. (1999). Biology and distribution of microbe-associated thelytokous populations of aphid parasitoids (Hym., Braconidae, Aphidinae). *Journal of Applied Entomology* **123**, 231–236.
- STEARNS, S. C. (1989). Trade-offs in life-history evolution. *Functional Ecology* **3**, 259–268.
- STILING, P. & CORNELISSEN, T. (2005). What makes a successful biocontrol agent? A meta-analysis of biological control agent performance. *Biological Control* **34**, 236–246.
- STOKSTAD, E. (2018). European agency concludes controversial 'neonic' pesticides threaten bees. *Science Magazine*. <https://www.sciencemag.org/news/2018/02/european-agency-concludes-controversial-neonic-pesticides-threaten-bees> [accessed 21 October 2019].
- STOUTHAMER, R. & KAZMER, D. J. (1994). Cytogenetics of microbe-associated parthenogenesis and its consequences for gene flow in *Trichogramma* wasps. *Heredity* **73**, 317–327.
- STOUTHAMER, R. & NUNNEY, L. (2014). Can neutral molecular markers be used to determine the success of an introduction of a "better" strain into an established population of a biocontrol parasitoid? *Journal of Economic Entomology* **107**, 483–495.
- STOUTHAMER, R., LUCK, R. F. & HAMILTON, W. D. (1990). Antibiotics cause parthenogenetic *Trichogramma* (Hymenoptera/Trichogrammatidae) to revert to sex. *Proceedings of the National Academy of Sciences of the United States of America* **87**, 2424–2427.
- STOUTHAMER, R., LUCK, R. F. & WERREN, J. H. (1992). Genetics of sex determination and the improvement of biological control using parasitoids. *Environmental Entomology* **21**, 427–435.
- STOUTHAMER, R., HU, J., VAN KAN, F. J. P. M., PLATNER, G. R. & PINTO, J. D. (1999). The utility of internally transcribed spacer 2 DNA sequences of the nuclear ribosomal gene for distinguishing sibling species of *Trichogramma*. *BioControl* **43**, 421–440.
- SUMER, F., TUNCBILEK, A. S., OZTEMIZ, S., PINTUREAU, B., RUGMAN-JONES, P. & STOUTHAMER, R. (2009). A molecular key to the common species of *Trichogramma* of the Mediterranean region. *BioControl* **54**, 617–624.
- SUPPLE, M. A. & SHAPIRO, B. (2018). Conservation of biodiversity in the genomics era. *Genome Biology* **19**, 131.
- SZÜCS, M., SALERNO, P. E., TELLER, B. J., SCHAFFNER, U., LITTLEFIELD, J. L. & HUFBAUER, R. A. (2019). The effects of agent hybridization on the efficacy of biological control of tansy ragwort at high elevations. *Evolutionary Applications* **12**, 470–481.
- TANG, L. D., WANG, X. M., JIN, F. L., QIU, B. L., WU, J. H. & REN, S. X. (2014). De novo sequencing-based transcriptome and digital gene expression analysis reveals insecticide resistance-relevant genes in *Propylaea japonica* (Thunberg) (Coleoptera: Coccinellidae). *PLoS One* **9**, e100946.
- TAUTZ, D., ELLEGREN, H. & WEIGEL, D. (2010). Next generation molecular ecology. *Molecular Ecology* **19**, 1–3.
- THOMAS, M. B. & WILLIS, A. J. (1998). Biocontrol - risky but necessary? *Trends in Ecology and Evolution* **13**, 325–329.
- THOMAS, A. P., TROTMAN, J., WHEATLEY, A., AEBI, A., ZINDEL, R. & BROWN, P. M. J. (2013). Predation of native coccinellids by the invasive alien *Harmonia axyridis* (Coleoptera: Coccinellidae): detection in Britain by PCR-based gut analysis. *Insect Conservation and Diversity* **6**, 20–27.
- THRALL, P. H., OAKESHOTT, J. G., FITT, G., SOUTHERTON, S., BURDON, J. J., SHEPPARD, A., RUSSELL, R. J., ZALUCKI, M., HEINO, M. & FORD DENISON, R. (2011). Evolution in agriculture: the application of evolutionary approaches to the management of biotic interactions in agro-ecosystems. *Evolutionary Applications* **4**, 200–215.
- TURLINGS, T. C. J. & WÄCKERS, F. (2004). Recruitment of predators and parasitoids by herbivore-injured plants. *Advances in Insect Chemical Ecology* **2**, 21–75.
- VAN RADEN, P. M., VAN TASSELL, C. P., WIGGANS, G. R., SONSTEGARD, T. S., SCHNABEL, R. D., TAYLOR, J. F. & SCHENKEL, F. S. (2009). Invited review: reliability of genomic predictions for north American Holstein bulls. *Journal of Dairy Science* **92**, 16–24.
- VAVRE, F., FOUILLET, P. & FLUERY, F. (2003). Between- and within-host species selection on cytoplasmic incompatibility-inducing *Wolbachia* in haplodiploids. *Evolution* **57**, 421–427.
- VENETI, Z., ZABALOU, S., PAPAFOTIU, G., PARASKEVOPOULOS, C., PATTAS, S., LIVADARAS, I., MARKAKIS, G., HERREN, J. K., JAENIKE, J. & BOURTIZIS, K. (2012). Loss of reproductive parasitism following transfer of male-killing *Wolbachia* to *Drosophila melanogaster* and *Drosophila simulans*. *Heredity* **109**, 306–312.
- VERHULST, E. C., BEUKEBOOM, L. W. & VAN DE ZANDE, L. (2010). Maternal control of haplodiploid sex determination in the wasp *Nasonia*. *Science* **328**, 620–623.
- VOROSHILOV, N. V. (1979). Breeding of thermoresistant lines of *Phytoseiulus* (*Phytoseiulus persimilis* AH). *Genetika* **15**, 70–76.
- WAJNBERG, E. (2004). Measuring genetic variation in natural enemies used for biological control: why and how? In *Genetics, Evolution and Biological Control* (eds T. EHLER, L. E. SFORZA and R. MATEILLE), pp. 19–37. CABI International, Wallingford.
- WAJNBERG, E., BERNSTEIN, C. & VAN ALPHEN, J. (2008). *Behavioral Ecology of Insect Parasitoids: From Theoretical Approaches to Field Applications*. Blackwell Publishing Ltd, Oxford.
- WAJNBERG, E., ROITBERG, B. D. & BOVIN, G. (2016). Using optimality models to improve the efficacy of parasitoids in biological control programmes. *Entomologia Experimentalis et Applicata* **158**, 2–16.
- WALTZ, E. (2016). Gene-edited CRISPR mushroom escapes US regulation. *Nature* **532**, 293.
- WANG, Z., MARK, G., SNYDER, M., GERSTEIN, M. & SNYDER, M. (2009). RNA-Seq: a revolutionary tool for transcriptomics. *Nature Reviews Genetics* **10**, 57–63.
- WANG, X., WERREN, J. H. & CLARK, A. G. (2015). Genetic and epigenetic architecture of sex-biased expression in the jewel wasps *Nasonia vitripennis* and *giraulti*. *Proceedings of the National Academy of Sciences of the United States of America* **112**, E3545–E3554.
- WERREN, J. H., BALDO, L. & CLARK, M. E. (2008). *Wolbachia*: master manipulators of invertebrate biology. *Nature Reviews Microbiology* **6**, 741–751.
- WERREN, J. H., RICHARDS, S., DESJARDINS, C. A., NIEHUIS, O., GADAU, J., COLBOURNE, J. K. & The *Nasonia* Genome Working Group (2010). Functional and evolutionary insights from the genomes of three parasitoid *Nasonia* species. *Science* **327**, 343–348.
- WETTERSTRAND, K. A. (2019). DNA Sequencing Costs: Data from the NHGRI Genome Sequencing Program (GSP). <https://www.genome.gov/about-genomics/fact-sheets/DNA-Sequencing-Costs-Data> [accessed 10 May 2019].
- WHITE, E. B., DEBACH, P. & GARBER, M. J. (1970). Artificial selection for genetic adaptation to temperature extremes in *Aphytis linganensis* compere (Hymenoptera: Aphelinidae). *Hilgardia* **40**, 161–192.
- WILLER, H. & LERNOUD, J. (eds) (2019). *The World of Organic Agriculture. Statistics and Emerging Trends 2019*. Research Institute of Organic Agriculture (FiBL), Frick, and IFOAM—Organics International, Bonn.
- WILLIAMS, G. C. (1996). *Adaptation and Natural Selection: A Critique of some Current Evolutionary Thought*. Princeton University Press, Princeton.
- WOODWORTH, L. M., MONTGOMERY, M. E., BRISCOE, D. A. & FRANKHAM, R. (2002). Rapid genetic deterioration in captive populations: causes and conservation implications. *Conservation Genetics* **3**, 277–288.
- XIA, S. (2020). *Exploring the potential of genetic improvement of insects: A case study using the haplodiploid parasitoid wasp Nasonia vitripennis*. PhD thesis, Wageningen University. doi: <https://doi.org/10.18174/518107>
- XIA, S., PANNEBAKKER, B. A., GROENEN, M. A. M., ZWAAN, B. J. & BIJMA, P. (2020). Quantitative genetics of wing morphology in the parasitoid wasp *Nasonia vitripennis*: hosts increase sibling similarity. *Heredity* **125**, 40–49.
- YAMASHITA, S. & TAKAHASHI, K. H. (2018). Artificial transfer of a thelytoky-inducing *Wolbachia* endosymbiont between strains of the endoparasitoid wasp *Asobara japonica* (Hymenoptera: Braconidae). *Applied Entomology and Zoology* **53**, 403–409.
- YE, Y. H., SELEZNEV, A., FLORES, H. A., WOOLFIT, M. & MCGRAW, E. A. (2017). Gut microbiota in *Drosophila melanogaster* interacts with *Wolbachia* but does not contribute to *Wolbachia*-mediated antiviral protection. *Journal of Invertebrate Pathology* **143**, 18–25.
- YOCUM, G. D., COUDRON, T. A. & BRANDT, S. L. (2006). Differential gene expression in *Perillus bioculatus* nymphs fed a suboptimal artificial diet. *Journal of Insect Physiology* **52**, 586–592.
- ZAVIEZO, T., RETAMAL, R., URVOIS, T., FAUVERGUE, X., BLIN, A. & MALAUSA, T. (2018). Effects of inbreeding on a gregarious parasitoid wasp with complementary sex determination. *Evolutionary Applications* **11**, 243–253.
- ZAYED, A. & PACKER, L. (2005). Complementary sex determination substantially increases extinction proneness of haplodiploid populations. *Proceedings of the National Academy of Sciences of the United States of America* **102**, 10742–10746.
- ZHANG, G., LI, Y., TIAN, C., XU, Y., ZHOU, H., HUANG, J., WANG, J. & LIU, H. (2018). Intraspecific variations on thermal susceptibility in the predatory mite *Neoseiulus barkeri* Hughes (Acari: Phytoseiidae): responding to long-term heat acclimations and frequent heat hardenings. *Biological Control* **121**, 208–215.
- ZHAO, Y., WANG, F., ZHANG, X., ZHANG, S., GUO, S., ZHU, G., LIU, Q. & LI, M. (2016). Transcriptome and expression patterns of chemosensory genes in antennae of the parasitoid wasp *Chouioia cunea*. *PLoS One* **11**, e0148159.

(Received 22 November 2019; revised 16 July 2020; accepted 20 July 2020; published online 14 August 2020)